



Introduction

The ZT-2055 offers 8 isolated channels for digital input and 8 isolated channels for digital output. Either sink-type or source-type digital input can be selected via wire connections. All digital input channels are also able to be used as 16-bit counters. The ZT-2055 supports source-type output with short circuit protection. There are options to enable both power-on and safe values. The ZT-2055 has 16 LED indicators to display the channel status, and has 4 kV ESD protection and 2500 VDC intra-module isolation. Users can easily configure the module address, protocol, checksum, ZB-PID and ZB-channel settings using a combination of rotary and DIP switches.

System Specifications

Communication Interface	
Wireless Standards	ZigBee 2007 Pro
Transmission Power	11 dBm (FCC Certified)
2.4 GHz Antenna	5 dBi Omni directional
Transmission Range (LoS)	700 m (Typical)
Certification	CE/FCC, FCC ID
Max. Slaves in a ZigBee Network	255
Protocols	Supports DCON and Modbus RTU Protocols
Hot Swap	Rotary and DIP switch
LED Indicators	
Power	1 LED, Red
ZigBee Communication	1 LED, Green
Digital Input and Output	8 Green LEDs for Digital Input 8 Red LEDs for Digital Output
Isolation	
Intra-module Isolated, Field-to-Logic	2500 Vdc
EMS Protection	
ESD (IEC 61000-4-2)	4 kV Contact for Power Line, Communication Line and each Channel, 8 kV Air for Random Point
EFT (IEC 61000-4-4)	4 kV for Power Line
Power	
Input Voltage Range	+10 Vdc ~ +30 Vdc
Power Consumption	2.5 W Max.
Surge	3 kV for Power
Mechanical	
Flammability	Fire Retardant Materials (UL94-V0 Level)
Dimensions (W x L x H)	33 mm x 96 mm x 110 mm
Installation	DIN-Rail
Environment	
Operating Temperature	-25 ~ +75°C
Storage Temperature	-30 ~ +80°C
Relative Humidity	10 ~ 90% RH, Non-condensing

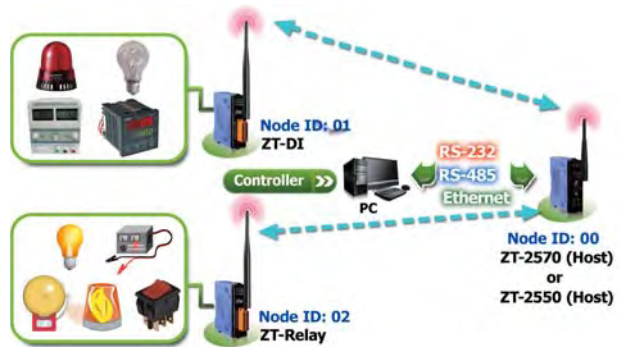
Features

- ISM 2.4 GHz Operating Frequency
- Fully Compliant with 2.4G IEEE 802.15.4/ZigBee Specifications
- Wireless Transmission Range up to 700 m
- GUI Configuration Software (Windows Version)
- 8 Digital Input Channels and 8 Digital Output Channels
- All Digital Input Channels can be used as 16-bit Counters
- Sink-type Digital Output Channels with Overload Protection
- Surge and ESD Protection
- Configurable Power-on Value Settings
- Configurable Safe Value Settings
- DIN-Rail Mountable



Applications

Building Automation, Factory Automation, Machine Automation, Remote Maintenance, Remote Diagnosis, Testing Equipment.



I/O Specifications

Digital Input/ Counter		
Input Channels		8
Input Types	Dry Contact	Source
	Wet Contact	Sink/Source
Wet Contact	On Voltage Level	+10 Vdc ~ +50 Vdc
	Off Voltage Level	+4 Vdc Max.
Dry Contact	On Voltage Level	Close to GND
	Off Voltage Level	Open
	Effective Distance for Dry Contact	500 meters Max.
Counter	Max. Count	16-bit (65535)
	Max. Input Frequency	100 Hz
	Min. Pulse Width	5 ms
Input Impedance		10 KΩ
Overvoltage Protection		±70 Vdc
Digital Output		
Output Channels		8
Output Types		Open Collector
Sink/Source(NPN/PNP)		Sink
Load Voltage		+3.5 ~ 50 Vdc
Max. Load Current		650 mA/Channel
Overvoltage Protection		60 Vdc
Overload Protection		1.4 A (with short-circuit protection)
Power-on Value		Yes, Programmable
Safe Value		Yes, Programmable

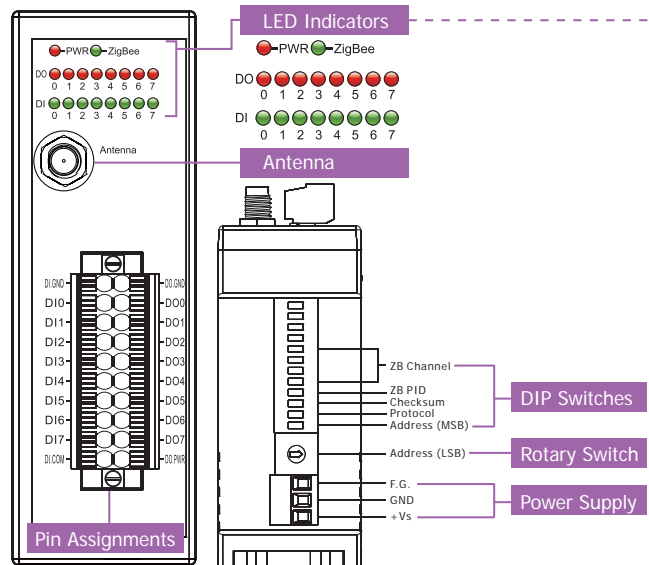


Wiring

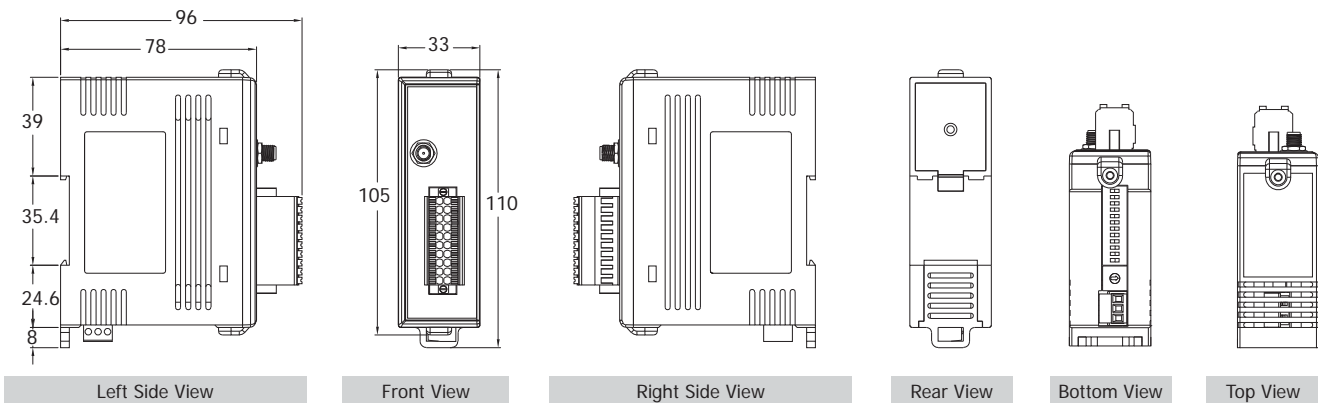
Input Type	ON State Readback as 1	OFF State Readback as 0
Dry Contact	Close to GND	Open
Wet Contact (Sink)	+10 ~ +50 VDC	+4 VDC Max.
Wet Contact (Source)	+10 ~ +50 VDC	+4 VDC Max.

Output Type	ON State Readback as 1	OFF State Readback as 0
Digital Output (Resistance Load)		
Digital Output (Inductive Load)		

Appearance



Dimensions (Units: mm)



Ordering Information

ZT-2055 CR	Wireless 8-channel Isolated Digital Input and 8-channel Isolated Digital Output Module (RoHS)
Important Note: ZigBee Data Acquisition modules require a ZigBee host converter to coordinate the data transmission path. Remember to order a ZT-2550 or ZT-2570 ZigBee host converter when purchasing ZigBee Data Acquisition Products.	

Accessories

MDR-20-24	24 VDC/1.0 A, 24 W Power Supply with DIN-Rail Mounting
ZT-2510 CR	ZigBee Repeater (RoHS)
ZT-2550 CR	RS-485/RS-232 to ZigBee Converter (Host)
ZT-2570 CR	Ethernet/RS-485/RS-232 to ZigBee Converter (Host) (RoHS)

