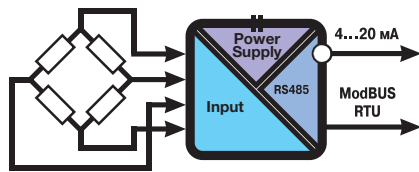




Z-SG

STRAIN GAUGE INPUT MODULE/ RS485 MODBUS RTU

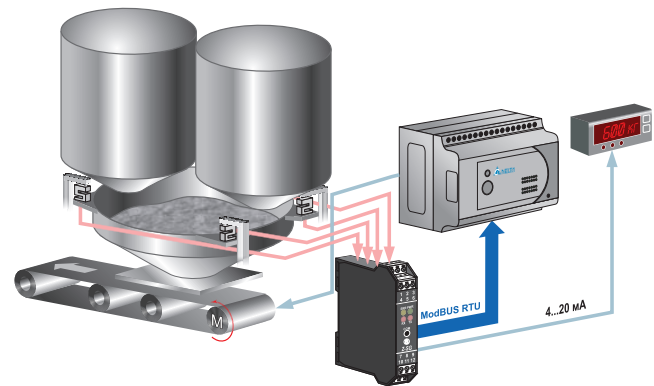


Z-SG is a strain gauge signal converter. Measurements taken using the 6-wires or 4-wires technique are available through Modbus-RTU serial protocol or the analog output. Sensitivity from 1 to 64mV/V, settable by DIP-switch for integer values, via software for real/integer values. Stable weight indication via Modbus register/digital output. Remote writing of the tare in volatile and/or non-volatile memory by digital input/Modbus register/Modbus commands.

TECHNICAL SPECIFICATIONS

General Data	
Power supply	10..40 Vdc / 19..28 Vac / 50-60 Hz
Power consumption	2,0 W
Isolation	1.500 Vac (4 way)
Power transducers	-
Status Indicators	Power supply, error, data transmission, data reception
Protection Degree	IP20
Operating Temperature	-10..+65 °C
Dimension (W x H x D)	17.5 x 100 x 112 mm
Mounting	35 mm DIN rail guide
Communication, Memory Process	
Interface	2 wire RS485
Speed	Up to 57.600 bps (RS485) 2.400 bps (RS232)
Protocol	ModBUS RTU slave
Communication Time	< 20 ms (@ 38400 baud)
Distance	Up to 1.200 m
Connectivity	Max 32 nodes
Data Memory	EEPROM for the configuration parameters
Signals	
Channel Numbers	1
Input	6-wire bridge connections, lowest value 87 Ω suitable for 1..4 loadcells (350 Ω) or 1..8 loadcells (1000 Ω)
Programming	
DIP switches	Baud rate, address, sensitivity, output
Software	EASY Z-SG (plug&play free software)
Standard	
Approval	CE, RINA
Norms	EN 61000-6-4/2002, EN 61000-6-2/2002, EN 61010, EN 60742





APPLICATION NOTE



ORDER CODES

Code	Description
Z-SG	Strain gauge input module/ RS485 ModBUS RTU , 10..40 Vdc / 19..28 Vac

ACCESSORIES & SOFTWARE

			
Z-PC-DIN	Z-SUPPLY	EASY SETUP	SG-EQ4
Backplane for power & bus communication	Switching power supply	Plug&Play configuration software	Load cell connection and equalization system
pg. 36	pg. 36	pg. 36	-

SIMILAR PRODUCTS



ZC-SG
Strain gauge input module/ CANopen
pg. 35