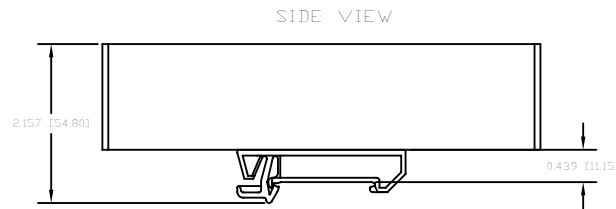
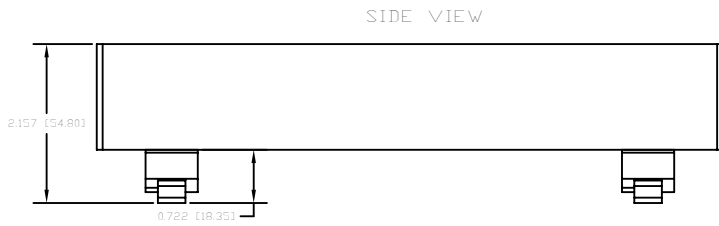
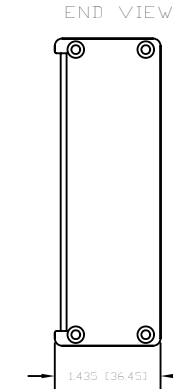
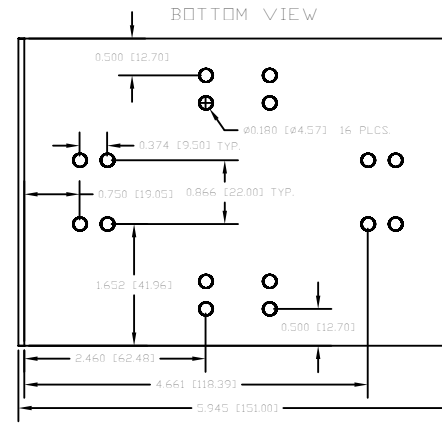
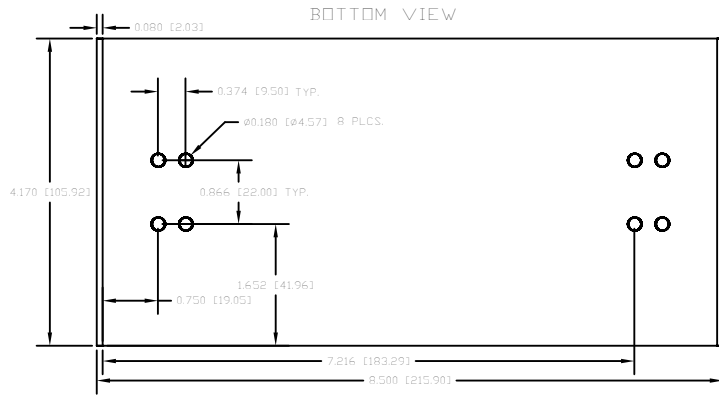


THIS DRAWING CONTAINS PROPRIETARY INFORMATION WHICH IS THE CONFIDENTIAL PROPERTY OF DATA TRANSLATION, INC. IT SHALL NOT BE COPIED, REPRODUCED, DISCLOSED, PUBLISHED OR USED IN THE WHOLE OR IN PART WITHOUT THE EXPRESSED WRITTEN PERMISSION OF DATA TRANSLATION, INC.

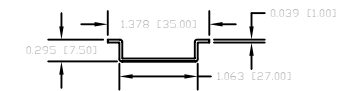
DT9832/34/36

DT982X/35/37/37A

		REVISIONS		
DATE	BY	DESCRIPTION	ISSUED	APPROVED
02	1	INITIAL RELEASE		
02	1	ADDED DIN MOUNT LOCATION DIMENSIONS		



DIN MOUNT BASE = WEIDMULLER P/N 0646260000



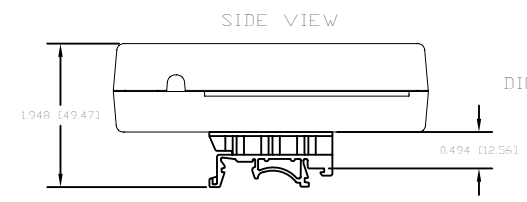
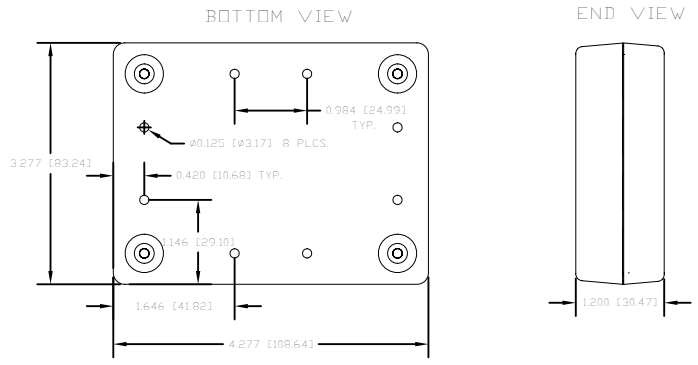
DIN RAIL = 35 X 7.5MM. WEIDMULLER P/N 51450 OR EQUIVALENT

DO NOT SCALE DRAWING REMOVE ALL BARRIERS AND SHARP EDGES		DRAWN S. BISHOP	DATE 8-1-85	DATA TRANSLATION MILFORD MASSACHUSETTS 01750	
UNLESS OTHERWISE SPECIFIED DIMENSIONS ARE IN INCHES		CHECKED	DATE		
TOLERANCES		DRAWN	DATE	SALES DRAWING ENC. DIN MOUNT	
XX	XXX	ANGLES	FINISH		
MATERIAL	FINISH			SIZE	REV
				D	1
				Drawing No.	23258
				REV	1
				REV	1

THIS DRAWING CONTAINS PROPRIETARY INFORMATION WHICH IS THE CONFIDENTIAL PROPERTY OF DATA TRANSLATION, INC. IT SHALL NOT BE COPIED, REPRODUCED, DISCLOSED, PUBLISHED OR USED IN THE WHOLE OR IN PART WITHOUT THE EXPRESSED WRITTEN PERMISSION OF DATA TRANSLATION, INC.

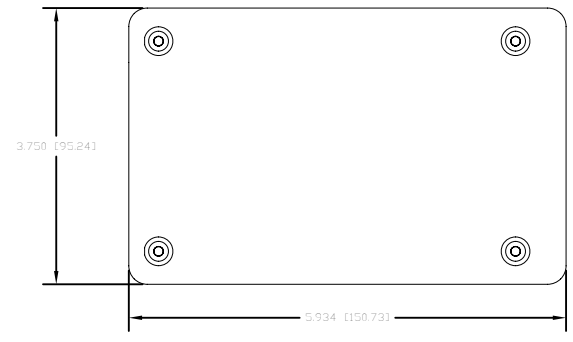
DT9801/02/03/04/05/06

ECON SERIES

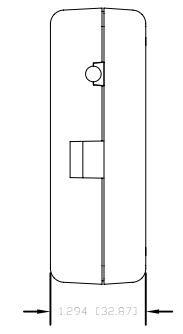


DIN MOUNT BASE = PHOENIX CONTACT P/N 1201578

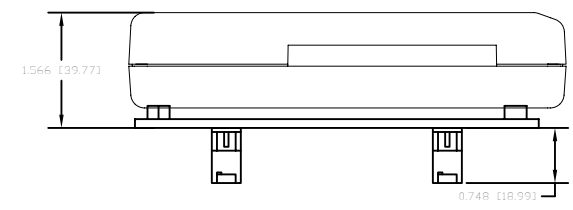
BOTTOM VIEW



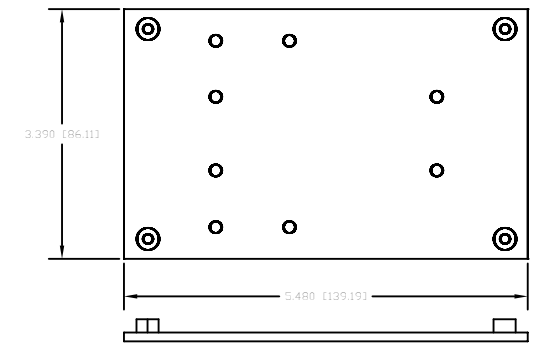
END VIEW



SIDE VIEW



18060 - MOUNTING PLATE



DO NOT SCALE DRAWING REMOVE ALL BURRS AND SHARP EDGES		DESIGNED	DATE	DATA TRANSLATION WILMINGTON MASSACHUSETTS 01973-00	
UNLESS OTHERWISE SPECIFIED DIMENSIONS ARE IN INCHES		CHECKED	DATE		
TOLERANCES		DRAWN	DATE	SALES DRAWING ENC. DIN MOUNT	
XX	XXX	ANGLES	FINISH	SIZE	REV
MATERIAL	FINISH			D	1
DATE	REV			23258	1
APP	REV				
APP	REV				