

TLM8

WEIGHT TRANSMITTER - 8 INDEPENDENT CHANNELS

LAUMAS®



DESCRIPTION

- Weight transmitter with 8 independent reading channels with display of the total weight.
- The TLM8 series allows to have same benefits and performance of an advanced digital weighing system even using analog load cells.
- TEST key for direct access to the diagnostic functions.
- Back panel mounting on Omega/DIN rail or junction box (on request).
- Dimensions: 148x92x60 mm.
- Backlit LCD graphic display, resolution: 128x64 pixel, visible area: 60x32 mm.
- 5-key keyboard.
- Removable screw terminal blocks.
- The instrument can be configured and managed using the free "Instrument Manager" PC software, which you can download from www.laumas.com.

INPUTS/OUTPUTS AND COMMUNICATION

- RS485 serial port for communication via protocols ModBus RTU, ASCII Laumas or continuous one way transmission.
- Current or voltage 16 bit analog output.
- 5 relay outputs controlled by the setpoint values or via protocols.
- 3 optoisolated PNP digital inputs: status reading via serial communication protocols.
- 8 load cell dedicated inputs.

IP67 BOX VERSION (on request)



FIELD BUSES

MODBUS RTU

MODBUS/TCP

ETHERNET
POWERLINK
certified product

DeviceNet

EtherNet/IP

PIV
CERTIFIED
PROFIBUS - PROFINET

PROFIBUS



CC-Link

CANopen












SERCOS
interface

ETHERNET
TCP/IP

EtherCAT

TLM8

WEIGHT TRANSMITTER - 8 INDEPENDENT CHANNELS

	DESCRIPTION	CODE
	<p>RS485 serial port. Baud rate: 2400, 4800, 9600, 19200, 38400, 115200 (bit/s). 16 bit analog output. Current: 0÷20 mA; 4÷20 mA (up to 400 Ω). Voltage: 0÷10 V; 0÷5 V (min 2 k Ω)</p>	TLM8
	<p>CANopen port. Baud rate: 10, 20, 25, 50, 100, 125, 250, 500, 800, 1000 (kbit/s). The instrument works as slave in a synchronous CANopen network. Equipped with RS485 serial port and analog output.</p>	TLM8CANOPEN
	<p>DeviceNet port. Baud rate: 125, 250, 500 (kbit/s). The instrument works as slave in a DeviceNet network. Equipped with RS485 serial port and analog output.</p>	TLM8DEVICENET
	<p>CC-Link port. Baud rate: 156, 625, 2500, 5000, 10000 (kbit/s). The instrument works as Remote Device Station in a CC-Link network and occupies 3 stations. Equipped with RS485 serial port and analog output.</p>	TLM8CCLINK
	<p>Profibus DP port. Baud rate: up to 12 Mbit/s. The instrument works as slave in a Profibus DP network. Equipped with RS485 serial port and analog output.</p>	TLM8PROFIBUS
	<p>Modbus/TCP port. Type: RJ45 10Base-T or 100Base-TX (auto-sensing). The instrument works as slave in a Modbus/TCP network. Equipped with RS485 serial port and analog output.</p>	TLM8MODBUSTCP
	<p>Ethernet TCP/IP port. Type: RJ45 10Base-T or 100Base-TX (auto-sensing). The instrument works in an Ethernet TCP/IP network and it is accessible via web browser. Equipped with RS485 serial port and analog output.</p>	TLM8ETHETCP
	<p>2x Ethernet/IP ports. Type: RJ45 10Base-T or 100Base-TX (auto-sensing). The instrument works as adapter in an Ethernet/IP network. Equipped with RS485 serial port and analog output.</p>	TLM8ETHEIPN
	<p>2x Profinet IO ports. Type: RJ45 100Base-TX. The instrument works as device in a Profinet IO network. Equipped with RS485 serial port and analog output.</p>	TLM8PROFINETION
	<p>2x EtherCAT ports. Type: RJ45 10Base-T or 100Base-TX (auto-sensing). The instrument works as slave in an EtherCAT network. Equipped with RS485 serial port and analog output.</p>	TLM8ETHERCAT
	<p>2x POWERLINK ports. Type: RJ45 10Base-T or 100Base-TX (auto-sensing). The instrument works as slave in a Powerlink network. Equipped with RS485 serial port and analog output.</p>	TLM8POWERLINK
	<p>2x SERCOS III ports. Type: RJ45 10Base-T or 100Base-TX (auto-sensing). The instrument works as slave in a Sercos III network. Equipped with RS485 serial port and analog output.</p>	TLM8SERCOS

CERTIFICATIONS



OIML R76:2006, class III, 3x10000 divisions, 0.2 $\mu\text{V}/\text{VSI}$



UL Recognized component - Complies with the United States and Canada standards



Complies with the Eurasian Custom Union standards

CERTIFICATIONS ON REQUEST



Conformity assessment (initial verification) in combination with Laumas weighing module

TECHNICAL FEATURES

Power supply and consumption	12÷24 VDC ±10%; 5 W
Number of load cells • Load cells supply	up to 16 (350 Ω) - 4/6 wires • 5 VDC/240 mA
Linearity • Analog output linearity	< 0.01% full scale • < 0.01% full scale
Thermal drift • Analog output thermal drift	< 0.0005% full scale/°C • < 0.003% full scale/°C
A/D Converter	8 channels - 24 bit (16000000 points) - 4.8 kHz
Divisions (with measurement range ±10 mV and sensitivity 2 mV/V)	±999999 • 0.01 $\mu\text{V}/\text{d}$
Measurement range	±39 mV
Usable load cells sensitivity	±7 mV/V
Conversions per second	600/s
Display range	±999999
Decimals • Display increments	0÷4 • x1 x2 x5 x10 x20 x50 x100
Digital filter • Readings per second	21 levels • 5÷ 600 Hz
Relay outputs	5 - max 115 VAC/150 mA
Optoisolated digital inputs	3 - 5÷24 VDC PNP
Serial ports	RS485
Baud rate	2400, 4800, 9600, 19200, 38400, 115200 (bit/s)
Analog output	16 bit = 65535 divisions. 0÷20 mA; 4÷20 mA (up to 400 Ω) 0÷10 V; 0÷5 V (min 2 k Ω)
Humidity (condensate free)	85%
Storage temperature	-30 °C +80 °C
Working temperature	-20 °C +60 °C
Relay outputs	5 - max 30 VAC, 60 VDC/150 mA
Equipment to be powered by 12-24 VDC LPS or Class 2 power source	

METROLOGICAL SPECIFICATIONS OF TYPE-APPROVED INSTRUMENTS

Applied standards	2014/31/UE - EN45501:2015 - OIML R76:2006
Operation modes	single interval, multi-interval, multiple range
Accuracy class	III or IIII
Maximum number of scale verification divisions	10000 (class III); 1000 (class IIII)
Minimum input signal for scale verification division	0.2 $\mu\text{V}/\text{VSI}$
Working temperature	-10°C +40°C

MAIN FUNCTIONS

- 8 independent channels for load cells: monitoring and direct management of each connected load cell.
- Immediate reporting of anomalies (also on the connected weight indicator display).
- TLM8 functions can be managed by a W series weight indicator connected via RS485 serial port (excluding instruments with graphic display) or remotely via the communication interfaces.
- Digital equalization of the 8 channels.
- Load distribution analysis on the 8 channels with backups archive: storing, consultation, printing.
- Single channel overload function.
- Detailed diagnostics of each load cell (max 8): depending on the type of weighing system you can perform:
 - load automatic diagnostics;
 - automatic diagnostics on zero.
- Tilt compensation of the weighing system up to ± 10 degrees via inclinometer (not included). The weight correction is also valid for systems approved for legal for trade use.
- Archive of the last 50 significant events (zeroing, calibration, equalization, alarms): storing, consultation, printing.
- Transmission via RS485 (Modbus RTU) or fieldbus of the divisions for the 8 reading channels. Only the points of each load cell connected are transmitted, with no filter applied; the calculation of the weight value, the zero setting and calibration are made by the customer.
- Transmission of load distribution percentages via RS485 (Modbus RTU) or fieldbus.
- Connections to:
 - PLC via analog output and fieldbus;
 - PC/PLC via RS485 (up to 99 instruments with line repeaters, up to 32 without line repeaters);
 - remote display, inclinometer and printer via RS485;
 - up to 16 load cells in parallel;
 - W series weight indicator via RS485.
- Digital filter to reduce the effects of weight oscillation.
- Possibility to define the condition of stable weight.
- Theoretical calibration (via keyboard) and real calibration (with sample weights and the possibility of weight linearization up to 8 points).
- Tare weight zero setting.
- Automatic zero setting at power-on.
- Gross weight zero tracking.
- Semi-automatic tare (net/gross weight) and preset tare.
- Semi-automatic zero.
- Direct connection between RS485 and RS232 without converter.
- Hysteresis and setpoint value setting.
- TCP/IP WEB APP**
Integrated software in combination with the Ethernet TCP/IP version for remote supervision, management and control of the instrument.

CE-M version: 2014/31/EU-EN45501:2015-OIML R76:2006

- System parameters management protected by qualified access via software (password), hardware or fieldbus.
- Weight subdivisions displaying (1/10 e).
- Three operation mode: single interval or multiple ranges or multi-interval.
- Net weight zero tracking.
- Calibration.
- Alibi memory (option on request).

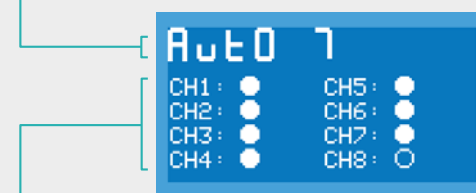
SINGLE PRODUCT LOADING PROGRAM

- Settable dosage formula.
- Automatic fall calculation.
- Tolerance error control.
- Precision batching through slow function.
- Precision batching through tapping function.
- Consumption storage.
- Printing of batching data.
- Alarm contact management.
- Batching start via external contact or fieldbus.
- Autotare at batching start.

8 INDEPENDENT CHANNELS

The screen shows the standard automatic operating mode: the activation/deactivation status of each channel indicates the presence/absence of connection with the load cells.

Auto mode: at each power-on, the instrument automatically detects the status of the 8 channels.



Active channels: the load cell is connected

Inactive channel: the load cell is not connected

LOAD DISTRIBUTION

The TLM8 displays, in graphical form, the current load distribution on each active channel.



ERROR: connection problem

OFF: inactive channel

LOAD CELLS INPUT TEST

The TLM8 displays, in graphical form, the load cells response signal in mV for each active channel.




TLM8


WEIGHT TRANSMITTER - 8 INDEPENDENT CHANNELS

LAUMAS®

TCP/IP WEB APP



ETHERNET TCP/IP



LAUMAS ELECTRONICA INNOVATION IN WEIGHING

Status | Settings | Support [Refresh] [Logout]

SetPoint ErCell ErAD > 9 div > 110% GrOver NetOver Net Stab ZERO

Gross weight 130 kg

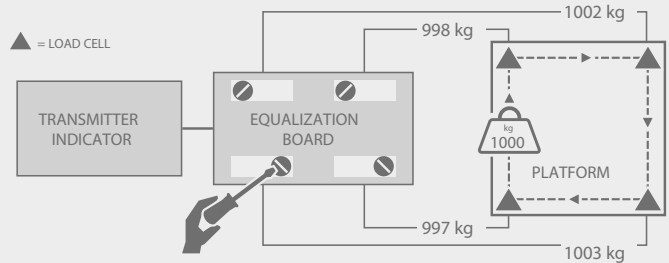
Net weight 124 kg

Input Output

SetPoint 1 100 kg
SetPoint 2 130 kg
SetPoint 3 200 kg
SetPoint 4 300 kg
SetPoint 5 10000 kg

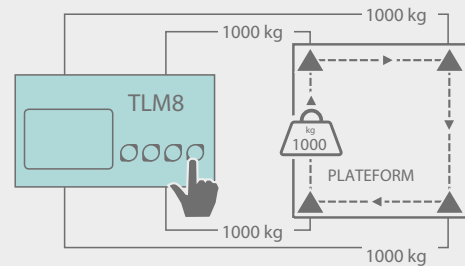
EQUALIZATION WITH JUNCTION BOXES

The equalization with junction boxes and trimmers requires several manual steps and can suffer drift over time, requiring subsequent repetitions of the same procedure.






DIGITAL EQUALIZATION

The TLM8 does not require the use of the junction box thanks to the support of 8 independent channels; the digital equalization function simplifies the procedure to a single step and it is free of drift over time.



OPTIONS ON REQUEST

	DESCRIPTION	CODE
	Alibi memory.	OPZWALIBI
	IP67 polycarbonate box; dimensions: 188x188x130 mm (four fixing holes Ø4 mm; centre distance: 164x164 mm)	
	- transparent lid - transparent lid; 8+3 M16x1.5 cable glands - plugs - transparent lid; 8+3 PVC end-fittings for sheath	CASTLG CASTLG8PG9 CASTLG8GUA
	- external keyboard - external keyboard; 8+3 M16x1.5 cable glands - plugs - external keyboard; 8+3 PVC end-fittings for sheath	CASTLGTAST CASTLGTAST8PG9 CASTLGTAST8GUA



Dirección

Av. Fray Antonio Alcalde 1822
Miraflores, 44270
Guadalajara, Jal

Página Web

tienda.logicbus.com.mx

Teléfonos

Mex: +52 (33)-3854-5975
+52 (33)-3823-4349

Correo electrónico

ventas@logicbus.com



Address

8268 Clairemont Mesa Blvd,
Suite 302, 92111
San Diego, CA.

Website

logicbus.com

Phone number

USA: +1 (619) 619-7350

E-mail

sales@logicbus.com

