



Cincoze CFM IGN Module



CFM-IGN100

CFM Module with Power Ignition Sensing Control Function, 12V/24V Voltage Detection Selectable


- CFM Interface
- Power Ignition Sensing Function, 12V/24V Voltage Detection Selectable
- Low Voltage Protection
- Power on/off Delay Time Setting by Dip Switch
- Dimension (WxDxH) : 41.2 x 35 x 11 mm



CFM-IGN101

CFM Module with Power Ignition Sensing Control Function, 12V/24V Voltage Detection Selectable

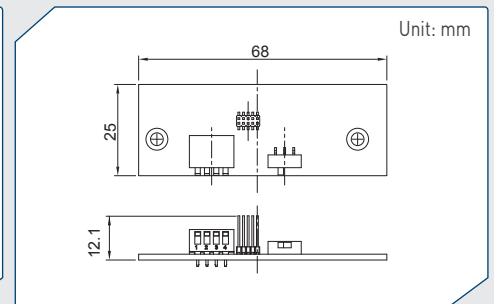
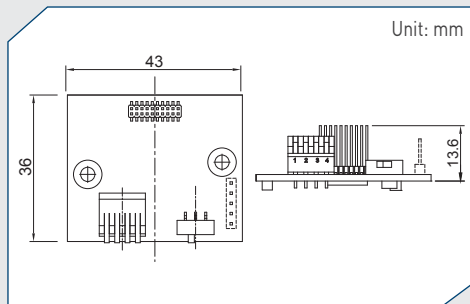
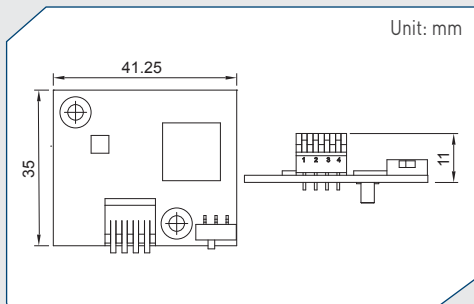
- CFM Interface
- Power Ignition Sensing Function, 12V/24V Voltage Detection Selectable
- Low Voltage Protection
- Power on/off Delay Time Setting by Dip Switch
- Dimension (WxDxH) : 43 x 36 x 13.6 mm



CFM-IGN102

CFM Module with Power Ignition Sensing Control Function, 12V/24V Voltage Detection Selectable

- CFM Interface
- Power Ignition Sensing Function, 12V/24V Voltage Detection Selectable
- Low Voltage Protection
- Power on/off Delay Time Setting by Dip Switch
- Dimension(WxDxH) : 68 x 25 x 12.1 mm


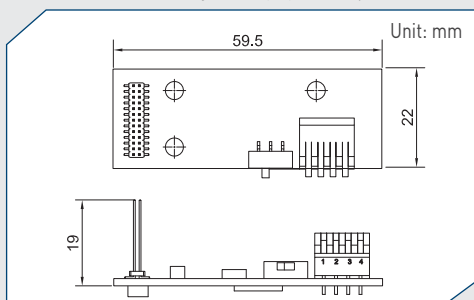


CFM-IGN01

CFM Module with Power Ignition Sensing Control Function, 12V/24V Voltage Detection Selectable

- CFM Interface
- Power Ignition Sensing Function, 12V/24V Voltage Detection Selectable*
- Low Voltage Protection
- Power on/off Delay Time Setting by Dip Switch*
- Dimension (WxDxH) : 22 x 59.5 x 19 mm

* Functions can be adjusted by system dip switches.

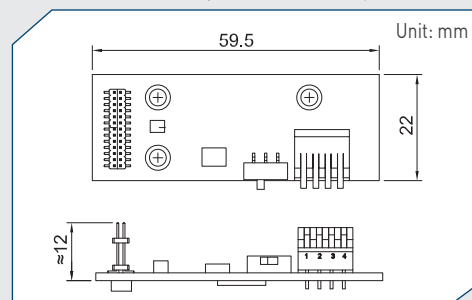


CFM-IGN02

CFM Module with Power Ignition Sensing Control Function, 12V/24V Voltage Detection Selectable

- CFM Interface
- Power Ignition Sensing Function, 12V/24V Voltage Detection Selectable*
- Low Voltage Protection
- Power on/off Delay Time Setting by Dip Switch*
- Dimension (WxDxH) : 22 x 59.5 x 12mm

* Functions can be adjusted by system dip switches.



CFM Module Compatible List

Model No.	CFM-IGN100	CFM-IGN101	CFM-IGN102	CFM-IGN01	CFM-IGN02
DI-1000			V		
DS-1100		V			
DS-1101		V			
DS-1102		V			
DS-1200		V			
DS-1201		V			
DS-1202		V			
P1101		V			
P2002	V				
P2002E	V				
DX-1000				V	
DX-1100				V	
DC-1200					V

V : Compatible

Ordering Information

Model No.	Product Description
CFM-IGN100	CFM Module with Power Ignition Sensing Control Function, 12V/24V Voltage Detection Selectable (41.2 x 35 x 11 mm)
CFM-IGN101	CFM Module with Power Ignition Sensing Control Function, 12V/24V Voltage Detection Selectable (43 x 36 x 13.6 mm)
CFM-IGN102	CFM Module with Power Ignition Sensing Control Function, 12V/24V Voltage Detection Selectable (68 x 25 x 12.1 mm)
CFM-IGN01	CFM Module with Power Ignition Sensing Control Function, 12V/24V Voltage Detection Selectable (22 x 59.5 x 19 mm)
CFM-IGN02	CFM Module with Power Ignition Sensing Control Function, 12V/24V Voltage Detection Selectable (22 x 59.5 x 12 mm)