

PAR6408A

1-port IEEE1284 Parallel
PCI Express Board



Introduction

SUNIX PAR6408A IEEE1284 Parallel communication board meets the PCI Express Base Specification Revision 2.0. It is compatible with PCI Express x1, x2, x4, x8 and x16 lane bus, allowing it to be installed in any PC-based system structure. With SUNIX PAR6408A IEEE1284 Parallel board, users can expand single parallel LPT port to their system to use parallel devices further. It is ideal for printers, IC programmers, ZIP Drives, or other Parallel devices*. SUNIX PAR6408A built-in SUNIX high performance and realizable native PCI Express controller, and as well built with many of SUNIX advanced features and technologies, making it the advanced and high efficient solution for commercial and industrial automation application.

Features

- Expands single IEEE1284 Parallel LPT port on system.
- High reliable SUNIX SUN2212 native PCI Express IEEE1284 controller on-board.
- Designed to meet PCI Express Base Specification Revision 2.0.
- Full single-lane (or x1) PCI Express throughput.
- Support IEEE 1284-1994 parallel port standard
ECP (Enhance Capacity Port) / EPP (Enhance Parallel Port)
SPP (Standard Parallel Port) / BPP (Bi-direction Parallel Port).
- Plug-n-Play, I/O address and IRQ assigned by system.
- Certified by CE, FCC, RoHS, and Microsoft WHQL approval.
- Support Microsoft Windows, Linux, and DOS.

Note:

* LPT port does not support LPT Key Locker Parallel device.

* LPT port does not support legacy 278/378/3BC ISA address under Microsoft Windows nor Linux operation systems.

Specifications

General

Interface	IEEE1284
Controller	SUNIX SUN2212
BUS	PCI Express Spec 2.0, Single-Lane (x1)
IRQ & IO	Assigned by System

Parallel Communication

Interface	IEEE1284
No. of Port	1-port
FIFO	16byte Hardware
Mode	SPP / ECP / EPP / BPP
Speed	Maximum 1.8MBps
PCB Connector	DB25 Female

Driver Support

Windows Client	Windows XP/Vista/7/8/8.1 (X86/X64)
Windows Server	Windows 2000 / 2003 / 2008 / 2008 R2 / 2012 / 2012 R2 (X86/X64)
Windows Embedded	Windows CE 4.2/5.0/6.0/XP Embedded/POSReady 2009/POSReady 7/ Embedded System 2009/Embedded Standard 7
Linux	Linux 2.4.x / 2.6.x / 3.x
DOS	DOS

Regulatory Approvals

Hardware	CE EN55022 Class B, EN55024, EN61000-3-2, EN61000-3-3, VCCI Class B FCC Part 15 Class B, BSMI: CNS13438, C-Tick: CISPR22 AS/NZS, RoHS
Software	Microsoft WHQL Windows <ul style="list-style-type: none"> ◆ Windows Client: XP/Vista/7/8/8.1 (X86/X64) ◆ Windows Server: 2000 / 2003 / 2008 / 2008 R2 / 2012 / 2012 R2 (X86/X64)

Environment

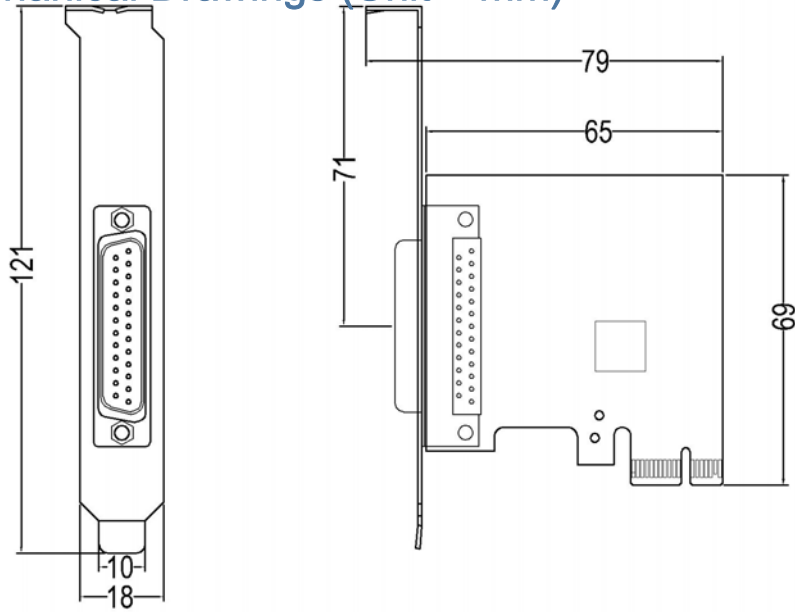
Operation Temperature	0 to 60°C (32 to 140°F)
Operation Humidity	5 to 95% RH
Storage Temperature	-20 to 85°C (-4 to 185°F)

Dimension

PCB Dimension	65 x 69 mm
Bracket	Standard 121mm

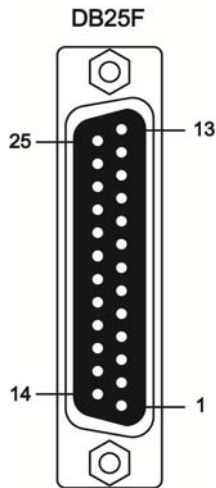
Bracket Space	1
---------------	---

Mechanical Drawings (Unit = mm)



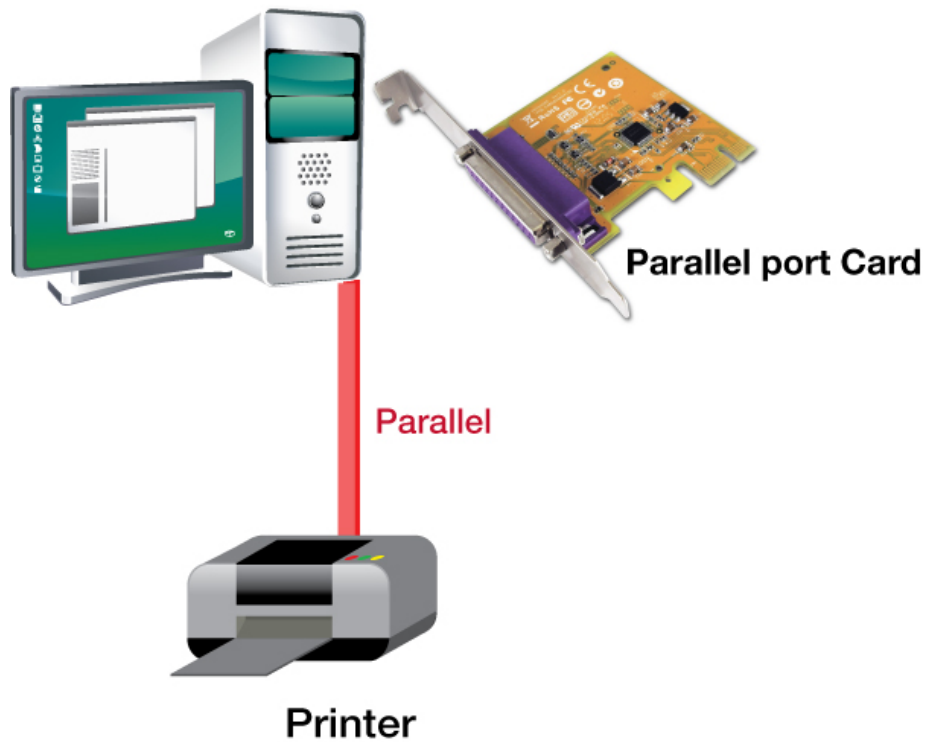
Pin Assignment

Parallel



DB25F	PIN	DB25F	PIN
1	STROBE	14	AUTO FEED
2	DATA0	15	ERROR
3	DATA1	16	INT
4	DATA2	17	SELECT INPUT
5	DATA3	18	GND
6	DATA4	19	GND
7	DATA5	20	GND
8	DATA6	21	GND
9	DATA7	22	GND
10	ACKNOWLEDGE	23	GND
11	BUSY	24	GND
12	PAPER EMPTY	25	GND
13	SELECT		

Application



Package

- PAR6408A – 1-port Parallel PCI Express Board
- Quick Installation Guide
- Software CD Driver

Order Information

Bus	Port	Board Connector	Bracket	Model NO.
PCI Express	2	DB25 Female & 13 x 2 Pin Header	Standard	PAR5418A
		DB25 Female & 13 x 2 Pin Header	Low Profile	PAR5418AL
	1	DB25 Female	Standard	PAR6408A
			Low Profile	PAR6408AL
PCI	2	DB25 Female & 13 x 2 Pin Header	Standard	PAR5018A
		DB25 Female & 13 x 2 Pin Header	Low Profile	PAR5018AL
	1	DB25 Female	Standard	PAR5008A
			Low Profile	PAR5008AL
Express Card	1	DB25 Female	34mm	ECP1000