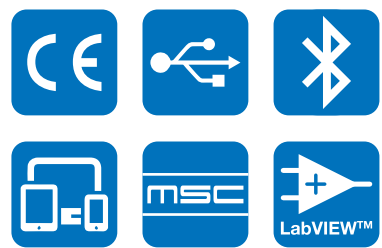



100% Made & Designed in Italy



MSC

MULTIFUNCTION
SMART CALIBRATOR



- MULTI-SIGNAL
- MULTIFUNCTION
- UNIVERSAL APPLICATIONS



MSC - MULTIFUNCTION SMART CALIBRATOR


HANDHELD UNIVERSAL CALIBRATOR

MSC (Multifunction Smart Calibrator) is a flexible device for maintenance and testing of sensors and process meters. With best-in-class accuracy at 0.05% for each type of input / output, MSC offers measurement, generation and simulation of analog and digital signals, temperature sensors and load cells. Data visualization and parameters setting are provided by multilanguage Windows PC software (MSC) with USB cable or Bluetooth 4.1 connection through the mobile app (MSC by SENECA) available for iOS and Android devices. MSC includes programmable ramp generation functions, datalogging with data export in .csv format, application as Automatic Testing System

through LabVIEW libraries and the management of many calibrators PC. Equipped with a rechargeable lithium polymer battery, MSC can power external devices and sensors and can be used without continuous power supply with 20 hours battery life.

The calibrator, with a archiving capacity up to 100,000 measurements, is suitable for professional and industrial use for PLC programmers, maintenance technicians, technical assistance, measurement laboratories, control -and calibration, industry (laboratories, workshops and production), quality control.

ONBOARD INSTALLATIONS / CONTROL PANELS



SENSORS AND PROCESS INSTRUMENTATION



LABORATORIES



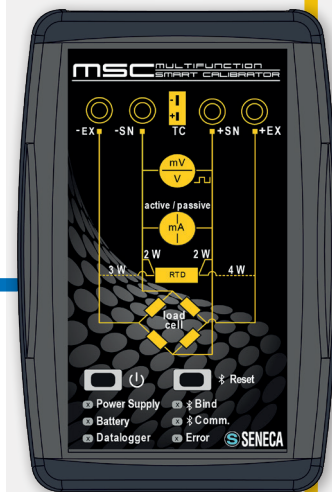
PRODUCTION / QUALITY CONTROL



TEST BENCHES / ROOMS



APPLICATION FIELDS



WINDOWS PC WORKSTATIONS

- Calibrator full management
- Multiple configurations
- Editing and export log data
- Firmware update
- Typical application for laboratories



IOS / ANDROID MOBILE DEVICES

- Calibrator full management
- Editing and export log data
- Machine onboard and field instruments test and calibration



LABVIEW LIBRARIES

- Integration with LabVIEW systems
- Automatic test systems and equipments



FUNCTIONS

SIGNAL MEASUREMENT



SIGNAL GENERATOR / SIMULATOR



RAMP FUNCTION



Single / loop, max 9 segments

DATALOGGER



csv data format

SIGNALS

ANALOG SIGNALS



Current (mA), Voltage (V, mV)

PULSES / FREQUENCY SIGNALS



Max 1.000 Hz

TEMPERATURE SENSORS



TC J,K,T,E,N,R,S,B,L - RTD 2,3,4 wires

LOAD CELLS



Ohm - mV/V

10

REASONS TO CONNECT YOUR EQUIPMENT WITH MSC

1

MULTIFUNCTION CALIBRATOR

- Signal Measurement
- Signal Generator / Simulator
- Single / Loop Ramps function
- Datalogger (up to 100.000 readings, csv format data exporting, real-time data visualization on mobile devices and PCs)



2

UNIVERSAL SIGNAL MANAGEMENT

- Analog V, mV, mA
- TC (J,K,T,E,N,R,S,B type) CEI EN 60584-1
- RTD (Pt100, Pt500, Pt1000, Ni100, Ni120, Cu50, Cu100 CEI EN 60751-1)
- Loadcell
- Pulse / Frequency signals (0,1..1.000 Hz)



3

WIRELESS / WIRED MULTI-DEVICE APPLICATION

- Calibrator management by PC software «MSC» and USB connection also for multiple settings
- Calibrator management by mobile APP «MSC» for iOS and Android terminals with Bluetooth 4.1 connection
- LabVIEW systems integration



4

HIGH ACCURACY CLASS

- Better than 0,05% for each type of input/output



5

FLEXIBLE POWER SUPPLY

- 230Vac network power or battery powered (up to 20h lifetime)
- Power supply @24V for external devices and sensors



6

REMOTE CALIBRATION HARDWARE INDEPENDENT

- Remote diagnosis
- Signal Simulation and calibration for each kind of PLC, sensor, recorder, valve and industrial equipment
- Calibrator connection by Bluetooth Low Energy 4.1 or Micro USB



7

TEST & MAINTENANCE COST SAVING

- All-in-one and universal instrument for test & maintenance process measurement and industrial equipment
- Optimizing PLC calibration
- Fast reading/ writing/ transmission measurements, parameters, reports



8

MAIN PROFESSIONAL AND INDUSTRIAL APPLICATIONS

- PLC programmers
- Industrial Maintenance Technician
- Help /Tech Support
- Testing and calibration laboratories
- Industrial Departments (laboratory, workshop, productions)
- Quality Control



9

ALWAYS AVAILABLE DATA ON PC...

- Windows multi-language PC software for full test & measurement management
- Trend, graph, data, local events visualization
- Real-time data/log data creation and export sharing
- Security backup, controlled access, automatic updates
- Multiple series / parallel setting



10

OR ON MOBILE DEVICE (SMARTPHONE, TABLET...)

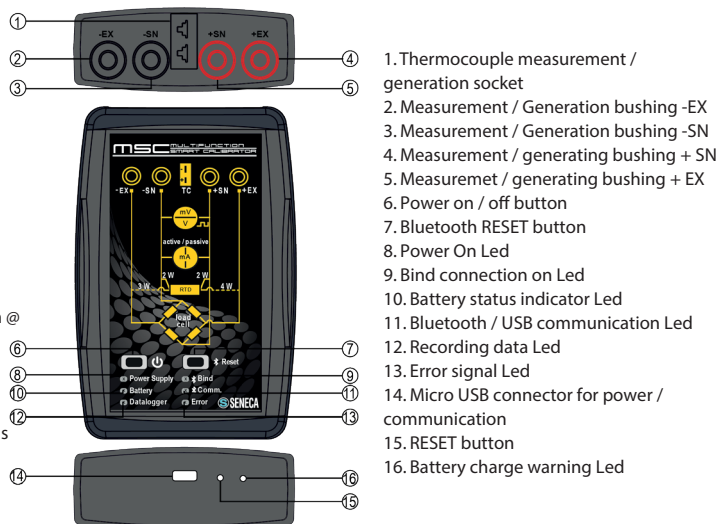
- Multi-language mobile app for Android /iOS available on App Store or Google Play;
- Trend, graph, data, local events visualization
- Real-time data/log data creation sharing
- Security backup, controlled access, automatic updates



MSC - Multifunction Smart Calibrator



FEATURE DIAGRAM



TECHNICAL DATA

GENERAL DATA

Power supply	From electricity network 230 Vac through USB standard battery charge
Battery power	1 batterie Lithium Polymer (LiPo) 3400 mAh; lifetime 8 hours (min @ max load), 20 hours (max)
Protection degree	IP20
Operating temperature	-20..50°C (non charging), 0..45°C (during charging)
Warehouse temperature	0..35°C
Humidity	30..90 % non condensing
Isolation	Battery powered device, intrinsically isolated. No isolation towards USB port.
Overvoltage protection	230 Vac max without permanent damage
Rejection	50/60 Hz
Sampling frequency	10 Hz
Operating mode	Signal Meter, Signal Generator, Datalogger
Dimension	147 x 88 x 25 mm
Weight	330 g
Bundle	Connection cables (4 pcs), battery charger
Calibration certificate	Provided
Approval	CE
Norms	EN61326-1; EN61010-1

SIGNAL MEASUREMENT ACCURACY

Accuracy	0,03% (basic), 0,04% (current)
Resolution	1 µA; 1 mV; 5 µV; 0,1°C; 0,1 uV/V

SIGNAL GENERATION ACCURACY

Accuracy	0,03% (basic), 0,04% (current)
Resolution	1 µA; 1 mV; 5µV; 0,1°C; 0,02 Ohm; 0,1 uV/V;

INTERFACES AND SIGNALING

Buttons	On / Off - Pairing Power Communication
LED	Error Pairing BT Datalogger on Battery status
Buzzer	Overload signaling / impossible simulating
Standard input socket	Nr.4 4mm input sockets
Thermocouple socket	Mini plug (7,9 mm) for TC measurement and simulation
Power Supply	Micro USB
Micro USB	Firmware update or ModBUS communication (Virtual COM)
Wireless communication	Bluetooth Low Energy 4.1 for Android / iOS smartphone and tablet

SIGNAL MEASUREMENT FUNCTIONS

Current	0..24 mA active / passive; protection ± 28 V
Voltage (V)	0..27 V
Voltage (mV)	-10..+90 mV
Thermocouple	Type J,K,T,E,N,R,S,B,L
Thermoresistance (2,3,4 wires)	Pt100, Pt500, Pt1000, Cu50, Cu100, Ni100, Ni120
Load cell	350 Ohm; -0,2..+2,4mV/V
Pulse	Max counting 1.000 Hz
Frequency	0,1..1.000 Hz

SIGNAL GENERATION FUNCTIONS

Current	0,1..24 mA active / passive; protection ± 28 V
Voltage (V)	0,1..26 V
Voltage (mV)	-10..90 mV
Thermocouple	Type J,K,T,E,N,R,S,B,L
Thermoresistance (2 wires)	Pt100, Pt500, Pt1000, Cu50, Cu100, Ni100, Ni120
Load cell	350 Ohm; -0,2..+2,4mV/V
Pulse	Min 0,5 ms (1..24V) settable number of pulses
Frequency	0,1..1.000 Hz

DATALOGGER

Datalogger	Yes
Sampling time	>500 ms

RAMP FUNCTION

Signal	Current / Voltage / TC / RTD / Load cell
Functions	Single / Loop
Type	Max 9 segments, ramp resolution 100ms, min ramp duration 1 s

CALIBRATOR MANAGEMENT APP

Available language	Italian, English, German, French, Spanish
O.S / Store	IoS 10.3 or later (App Store) / Android 4.0.3 or later (Play Store)
Functions menu	General setup (operating mode, signal type selection) Signal measurement (Voltage / current / passive current / thermocouple / thermoresistance / load cell / pulse; average-min-max value, reset counter; meter pause; value sharing; change of scale selection) Signal generation (Voltage / current / passive current / thermocouple / thermoresistance / load cell / pulse; on-off; change fo scale selection)
Error signaling	Out of scale - Overload generation Low battery - Internal error

EQUIPMENT



- 1) Transport case
- 2) MSC calibrator (battery included)
- 3) Power plug
- 4) USB charging / data cable
- 5) User manuals
- 6) Seneca calibration report
- 7) Test cable, 4 mm plug

SIGNAL RANGE

SIGNAL TYPE	U.M.	SIGNAL GENERATION	SIGNAL MEASUREMENT
Voltage (hi range)	[dc V]	0..26 V	0..26 V
Voltage (low range)	[dc mV]	-10..+90 mV	-10..+90 mV
Active current	[dc mA]	0,1..+24 mA	0..+24 mA
Passive current	[dc mA]	0,1..+24 mA (3..29 V)	0..+24 mA
Pt100	[°C]	-200..+859°C	-200..+850°C
Pt500	[°C]	-200..+859°C	-200..+850°C
Pt1000	[°C]	-200..+859°C	-200..+850°C
Cu50 / Cu100	[°C]	-180..+200°C	-180..+200°C
Ni100 / Ni120	[°C]	-80..+260°C	-60..+250°C
Thermocouple J	[°C]	-210..+1200°C	-210..+1200°C
Thermocouple K	[°C]	-270..+1372°C	-200..+1372°C
Thermocouple T	[°C]	-270..+400°C	-200..+400°C
Thermocouple E	[°C]	-270..+1000°C	-200..+1000°C
Thermocouple N	[°C]	-270..+1300°C	-200..+1300°C
Thermocouple R	[°C]	-50..+1768°C	-50..+1768°C
Thermocouple S	[°C]	-50..+1768°C	-50..+1768°C
Thermocouple B	[°C]	0..+1820°C	250..+1820°C
Thermocouple L	[°C]	-200..+800°C	-200..+800°C
Load Cell 350 Ohm	[mV/V]	-0,2..+2,4 mV/V	-0,2..+2,4 mV/V
Pulse / Frequency	[Hz]	0,1..1.000 Hz (1..24 V)	0,1..1.000 Hz (3..24 Vdc)

ORDER CODES

Code	Description
MSC	Multifunction Smart Calibrator-Signal meter/generator,Bluetooth/USB connection
MSC TOOL	PC Windows software or firmware updating and csv files data export
ISO-USB	PC-USB port isolator (accessory)
ALIM-MSC	Power supply unit 1A / Spare part
MSC-T	MSC calibration report