



Rack Mount, 21.5" LCD monitor, 1920 x 1080, LED 250 nits, VGA input

Features

- Modularize mechanical design provides flexible product configuration and easy maintenance
- Optional build-in touch screen for interactive application
- Available with auto-brightness sensor offers application in day and night
- VGA connector with optional AV,SV,AV-Looping
- Complete custom design/solution for OEM customers

Specification

Panel		
Cell Type	TFT LCD	
Glass Surface	Black Anti-Glare, low reflection coating	
Aspect Ratio	Wide	
Size	21.5" viewable diagonal area	
Active Area	476.64(H) x 268.11(V) mm	
Pixel Pitch	0.248(H) x 0.248(V) mm	
Native Resolution	1920(H) x 1080(V)	
Colors	16.7 M	
Brightness	250	
Contrast	1000 : 1	
Response Time	≤ 5 ms	
Viewing Angle (typical)	H. 170°(- 85°~ + 85°) , V. 160°(- 80°~ + 80°)	
Light Source	LED backlight, Long life, 35,000 hrs (typ)	
Input Sources		
PC System	Signal	Analog RGB (0.7/1.0 V, 75 ohms)
	Sync	Separate Sync, Composite Sync, Sync On Green
	Frequency	F: 30 - 82Khz , F: 50 -75Hz
Audio System	2W speaker x 2	

Certification	
FCC , CE	
Input Terminals	
1 x VGA (15 Pin Female D-Sub) , 1 x PC Audio (Stereo Headphone Jack) , 1 x DC Power Plug	
Convenient Features	
Auto Calibration , Back Light Adjustment , Plug&Play (VESA DDC/CI, DDC 2B) , OSD Multi-Languages , Wall Mount Ready (VESA Dimension - please refer to Drawing)	
Power	
Internal power supply with universal / Auto-Sensing, AC90 to 260V, 50/60 Hz	
Power Consumption	
Operation / Power Saving	26.25 watt , < 1 watt (Support DPMS)
Operating Condition	
Temperature / Humidity	0°C ~ 50°C (32°F ~ 122°F) , 10% ~ 90% (no condensation)
Storage Condition	
Temperature / Humidity	-20°C ~ 60°C (-4°F ~ 140°F) , 10% ~ 90% (no condensation)
Dimensions	
Physical	<nil>
Carton	W x H x D = TBD
Weight	
N.W. / G.W.	8 Kgs/9 Kgs
Container Loaded	
20ft / 40ft / 40ft HQ	TBD (Sets , By pallet)

Options

Touch	Video Input	Enhanced Panel	Power	Others
Resistive Touch	AV-IN	High Brightness Panel	24V DC-IN	Motion Sensor
Projected Capacitive Touch	AV_Looping	Sunlight Readable	9~36V DC-IN	Light Sensor
Infrared Touch	HDMI / DP	Wide Viewing Angle	48V, 72V DC-IN	VR-knob Dimming
Protected Glass	HD-SDI	Wide Temperature	90V, 125V DC-IN	RS232 Remote On/Off
Optical Bonding		UV Film	110V, 220V DC-IN	Military Connector: MIL 38999
		Anti-Vandal		Metal Connector: M12 / M16
				Stainless 316 Enclosure

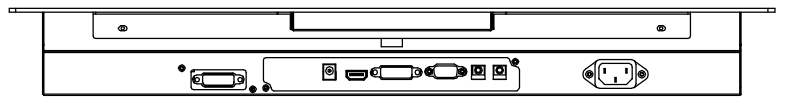
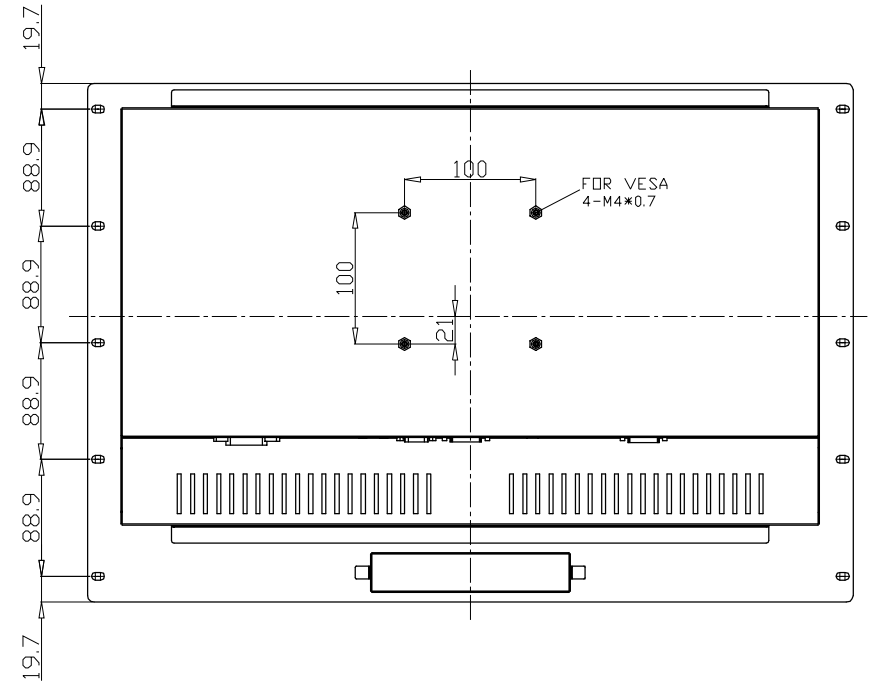
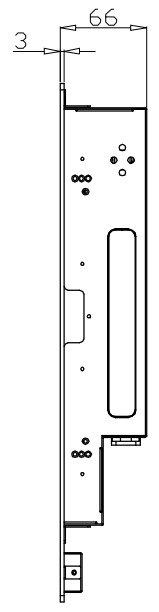
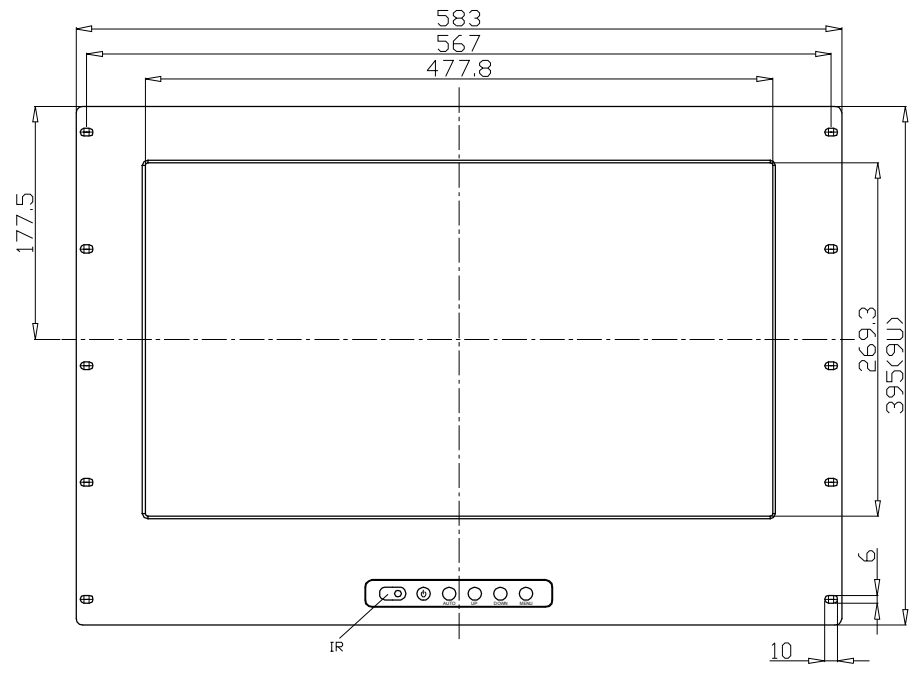
1 2 3 4 5

A

B

C

D



AD/BOARD		MODEL	RM2155-23RMF				PART NAME	ASSEMBLY				
INVERTER												
KEY PAD												
PANEL:	VERSION	MATERIAL	METAL	DATE	2014-Aug-05	APPROVED	DRAWN	Chris	SCALE	1.000		
	V1								UNIT	MM		