



Switching Power Supplies



Customers' satisfaction is the key objective of Reign Power



The Power Supply market is dominated by a few big brand companies, which means that the choice you have is reduced. Even when you have a low volume requirement, it is still always better to have the choice. Reign Power are here to provide our customers with the best choice possible.

We have over 20 year's experience in the switching power supply market and have distributors in over 27 countries world-wide. Reign Power has focused on research and development to provide the very latest in technology. We continue to work hard to bring the very highest quality and best products for you. Our aim is to continue to build our range and brand to reach higher into the power market going forwards. Quality is at the heart of everything we do, using the latest equipment to develop new products and also continually training our employees to improve both development and production in the company.

We hope to continue to improve our relationship with our customer in order to become the best in the market.

Customers' satisfaction is the key objective of Reign Power



Taiwan HQ Office



Shenzhen Office

Customers' satisfaction is the key objective of Reign Power

Our RD: World Integrated Technology



Customers' satisfaction is the key objective of Reign Power

Our QC: High-end Test Equipment for Quality Power Supply



Temperature Humidity Chamber



EMI Test Equipment



Dry Box



Hazardous Substance Test Equipment

Customers' satisfaction is the key objective of Reign Power

Our Manufacturing: Observation, Operation and Concentration





Dimensions:
35(W)*52.5(H)*90.7(D)mm
Weights: 117g

**DLP1025D/50D Series****20 ~ 25W / 30 ~ 50W Single output**

- Adjustable output voltage and LED display on the panel
- Input voltage range: 90 ~ 264VAC 47 ~ 63Hz
- Hold-up time: Rated load, 13ms / 220VAC
- Short protection: Autorecovery
- Overload protection: Autorecovery
- Over voltage protection
- Operating Temperature: -15 ~ 50°C, Ambient
- Standard/Din Rail Mounting Dual Purpose, meet EU EN 43880 installation dimension standard 2SU
- No-load Consumption is lower than 0.3W
- Comply with High Efficiency Power 80Plus Criterion
- Comply with 2010. Energy Conservation Power Erp Regulation
- Convection cooled high reliability
- 2 years warranty
- Output modify range: 3V~200VDC

MODEL	O/P Volt Adj. ± %	Load (Current)
DLP1020D-05S	+5V ±10%	4.0A
DLP1025D-12S	+12V ±10%	2.1A
DLP1025D-24S	+24V ±10%	1.0A
DLP1025D-48S	+48V ±10%	0.52A
DLP1030D-05S	+5V ±10%	6.0A
DLP1050D-12S	+12V ±10%	4.2A
DLP1050D-24S	+5V ±10%	2.1A
DLP1050D-48S	+48V ±10%	1.04A



Dimensions:
70(W)*52.5(H)*90.7(D)mm
Weights: 254g

**DLP1100D Series****90 ~ 100W Single output**

- Adjustable output voltage and LED display on the panel
- Input voltage range: 90 ~ 264VAC 47 ~ 63Hz
- Power factor: 95% Min.
- Hold-up time: Rated load, 13ms / 220VAC
- Short protection: Autorecovery
- Overload protection: Autorecovery
- Over voltage protection
- Operating Temperature: -15 ~ 50°C, Ambient
- Standard/Din Rail Mounting Dual Purpose, meet EU EN 43880 installation dimension standard 4SU
- Comply with High Efficiency Power 80Plus Criterion
- 91% High Efficiency
- Split rail & Series connection possible
- Convection cooled high reliability
- EN 62368 approved
- 2 years warranty
- Output modify range: 3V~200VDC

MODEL	O/P Volt Adj. ± %	Load (Current)
DLP1090D-12C	+12V ±10%	7.5A
DLP1100D-24C	+24V ±10%	4.2A
DLP1100D-48C	+48V ±10%	2.1A



Dimensions:
70(W)*55.2(H)*90.7(D)mm
Weights: 276g

**DLP1220D Series****200 ~ 220W Single output**

- Adjustable output voltage and LED display on the panel
- Input voltage range: 90 ~ 264VAC 47 ~ 63Hz
- Power factor: 95% Min.
- Hold-up time: Rated load, 13ms / 220VAC
- Short protection: Autorecovery
- Overload protection: Autorecovery
- Over voltage protection
- Operating Temperature: -15 ~ 50°C, Ambient
- Standard/Din Rail Mounting Dual Purpose, meet EU EN 43880 installation dimension standard 4SU
- Comply with High Efficiency Power 80Plus Criterion
- 91% High Efficiency
- Split rail & Series connection possible
- Fan cooling
- EN 62368 approved
- 2 years warranty
- Output modify range: 3V~200VDC

MODEL	O/P Volt Adj. ± %	Load (Current)
DLP1200D-12C	+12V ±10%	16.6A
DLP1220D-24C	+24V ±10%	9.2A
DLP1220D-48C	+48V ±10%	4.6A



RPH1120D Series

120W Single output



D Type

DA Type

Dimensions:
49(W)*100(H)*83(D)mm
Weights: 365g



- Input voltage range: 90 ~ 264VAC 47 ~ 63Hz
- Power factor: 95% Min.
- Hold-up time: Rated load, 13ms / 220VAC
- Short protection: Autorecovery
- Overload protection: Autorecovery
- Over voltage protection
- Operating Temperature: -15 ~ 50°C, Ambient
- Standard / Din rail mounting dual purpose
- Comply with high efficiency power 80Plus criterion
- 91% High Efficiency
- Build-in output stability monitor
- Split rail & Series connection possible
- Convection cooled high reliability
- 1A Power Ready Relay (Power OK Signal, optional)
- 2 years warranty

MODEL	O/P Volt Adj. ± %	Load (Current)
RPH1120D-12CTNDA	+12V ±10%	10.0A
RPH1120D-24CTNDA	+24V ±10%	5.0A
RPH1120D-48CTNDA	+48V ±10%	2.5A
RPH1120D-12CED	+12V ±10%	10.0A
RPH1120D-24CED	+24V ±10%	5.0A
RPH1120D-48CED	+48V ±10%	2.5A

RPH1240D Series

240W Single output



D Type

DA Type

Dimensions:
60(W)*100(H)*110(D)mm
Weights: 740g



- Input voltage range: 90 ~ 264VAC 47 ~ 63Hz
- Power factor: 95% Min.
- Hold-up time: Rated load, 16ms / 220VAC
- Short protection: Autorecovery
- Overload protection: Autorecovery
- Over voltage protection
- Operating Temperature: -15 ~ 50°C, Ambient
- Standard / Din rail mounting dual purpose
- Comply with high efficiency power 80Plus criterion
- 92% High Efficiency
- Build-in output stability monitor
- Split rail & Series connection possible
- Convection cooled high reliability
- 1A Power Ready Relay (Power OK Signal, optional)
- 2 years warranty

MODEL	O/P Volt Adj. ± %	Load (Current)
RPH1240D-24CTNDA	+24V ±10%	10.0A
RPH1240D-36CTNDA	+36V ±10%	6.7A
RPH1240D-48CTNDA	+48V ±10%	5.0A
RPH1240D-24CED	+24V ±10%	10.0A
RPH1240D-36CED	+36V ±10%	6.7A
RPH1240D-48CED	+48V ±10%	5.0A

RPH1480D Series

480W Single output



D Type

DA Type

Dimensions:
60.7(W)*131(H)*119.2(D)mm
Weights: 930g



- Input voltage range: 90 ~ 264VAC 47 ~ 63Hz
- Power factor: 95% Min.
- Hold-up time: Rated load, 16ms / 220VAC
- Short protection: Autorecovery
- Overload protection: Autorecovery
- Over voltage protection
- Operating Temperature: -15 ~ 50°C, Ambient
- Standard / Din rail mounting dual purpose
- Comply with high efficiency power 80Plus criterion
- 94% High Efficiency
- Models with output voltage lower than 130VDC are build-in output stability monitor
- Split rail & Series connection possible
- Convection cooled high reliability
- 1A Power Ready Relay (Power OK Signal, optional)
- 2 years warranty
- With ● are CE safety approval, but no UL safety approval.

MODEL	O/P Volt Adj. ± %	Load (Current)
RPH1480D-24CENDA	+24V ±10%	20A
RPH1480D-36CENDA	+36V ±10%	13.3A
RPH1480D-48CENDA	+48V ±10%	10A
RPH1480D-100CENDA	+100V ±10%	4.8A ●
RPH1480D-250CEN	+250V ±10%	1.92A ●
RPH1480D-24CED	+24V ±10%	20A
RPH1480D-36CED	+36V ±10%	13.3A
RPH1480D-48CED	+48V ±10%	4.8A



D Type

DA Type

Dimensions:
63.7(W)*131(H)*119.2(D)mm
Weights: 930g



LPF1960D Series

960W Single output (110V: 850W rated, 960W peak; 200V: 960W rated.)

- Input voltage range: 90 ~ 264VAC 47 ~ 63Hz
- Power factor: 95% Min.
- Hold-up time: Rated load, 16ms / 220VAC
- Short protection: Autorecovery
- Overload protection: Autorecovery
- Over voltage protection
- Operating Temperature: -15 ~ 50°C, Ambient
- Standard / Din rail mounting dual purpose
- Comply with high efficiency power 80Plus criterion
- 92% High Efficiency
- Models with output voltage lower than 130VDC are build-in output stability monitor
- Split rail & Series connection possible
- Fan cooling
- 1A Power Ready Relay (Power OK Signal, optional)
- 2 years warranty
- With ● are CE safety approval, but no UL safety approval.

MODEL	O/P Volt Adj. ± %	Load (Current)
LPF1960D-24CENDA	+24V ±10%	40A
LPF1960D-36CENDA	+36V ±10%	26.6A
LPF1960D-48CENDA	+48V ±10%	20A
LPF1960D-100CENDA	+100V ±10%	9.6A ●
LPF1960D-250CEN	+250V ±10%	3.84A ●
LPF1960D-24CED	+24V ±10%	40A
LPF1960D-36CED	+36V ±10%	26.6A
LPF1960D-48CED	+48V ±10%	20A



T Type

E Type

Dimensions:
45(W)*102(H)*35(D)mm
Weights: 117g



LP1025D Series

20 ~ 25W Single output

- Input voltage range: 90 ~ 264VAC 47 ~ 63Hz, 127 ~ 380VDC
- Hold-up time: Rated load, 13ms / 220VAC
- Short protection: Autorecovery
- Overload protection: Autorecovery
- Over voltage protection
- Operating Temperature: -15 ~ 50°C, Ambient
- Standard / Din Rail mounting dual purpose
- No-load consumption is lower than 0.3W
- Comply with high efficiency power 80Plus criterion
- 2010 ErP (Energy Conservation Regulation)compliant
- Convection cooled high reliability
- Output modify range: 3V ~ 200VDC

MODEL	O/P Volt Adj. ± %	Load (Current)
LP1020D-05S	+5V ±10%	4.0A
LP1025D-12S	+12V ±10%	2.1A
LP1025D-24S	+24V ±10%	1.0A



T Type

E Type

Dimensions:
45(W)*102(H)*35(D)mm
Weights: 117g



NL1050D Series

50W Single output

- Input voltage range: 180 ~ 264VAC 47 ~ 63Hz, 200 ~ 380VDC
- Hold-up time: Rated load, 13ms / 220VAC
- Short protection: Autorecovery
- Overload protection: Autorecovery
- Over voltage protection
- Operating Temperature: -15 ~ 50°C, Ambient
- Standard / Din Rail mounting dual purpose
- No-load consumption is lower than 0.3W
- Comply with high efficiency power 80Plus criterion
- 2010 ErP (Energy Conservation Regulation)compliant
- Convection cooled high reliability
- Output modify range: 3V ~ 200VDC

MODEL	O/P Volt Adj. ± %	Load (Current)
NL1050D-24	+24V ±10%	2.1A



E Type T Type

Dimensions:
45(W)*102(H)*75.5(D)mm
Weights: 181g



LP1050D Series

40 ~ 50W Single output

- Input voltage range: 90 ~ 264VAC 47 ~ 63Hz, 127 ~ 380VDC
- Hold-up time: Rated load, 13ms / 220VAC
- Short protection: Autorecovery
- Overload protection: Autorecovery
- Over voltage protection
- Operating Temperature: -15 ~ 50°C, Ambient
- Standard / Din Rail mounting dual purpose
- **No-load consumption is lower than 0.3W**
- **Comply with high efficiency power 80Plus criterion**
- **2010 ErP (Energy Conservation Regulation)compliant**
- **“ Output Voltage Monitor ” Display (Option)**
- Convection cooled high reliability
- Output modify range: 3V ~ 200VDC

MODEL	O/P Volt Adj. ± %	Load (Current)
LP1040D-05SDA	+5V ±10%	8.0A
LP1050D-12SDA	+12V ±10%	4.2A
LP1050D-24SDA	+24V ±10%	2.1A



Dimensions:
45(W)*102(H)*75.5(D)mm
Weights: 181g



NL1100D Series

100W Single output

- Input voltage range: 180 ~ 264VAC 47 ~ 63Hz, 200 ~ 380VDC
- Hold-up time: Rated load, 13ms / 220VAC
- Short protection: Autorecovery
- Overload protection: Autorecovery
- Over voltage protection
- Operating Temperature: -15 ~ 50°C, Ambient
- Standard / Din Rail mounting dual purpose
- **No-load consumption is lower than 0.3W**
- **Comply with high efficiency power 80Plus criterion**
- **2010 ErP (Energy Conservation Regulation)compliant**
- Convection cooled high reliability
- Output modify range: 3V ~ 200VDC

MODEL	O/P Volt Adj. ± %	Load (Current)
NL1100D-24	+24V ±10%	4.1A



E Type T Type

Dimensions:
49(W)*100(H)*83(D)mm
Weights: 365g



LP1100D Series

100W Single output

- Input voltage range:
90 ~ 132 / 180 ~ 264VAC 47 ~ 63Hz (Selectable), 200~380VDC
- Hold-up time: Rated load, 13ms / 220VAC
- Short protection: Autorecovery
- Overload protection: Autorecovery
- Over voltage protection
- Operating Temperature: -15 ~ 50°C, Ambient
- Standard / Din rail mounting dual purpose
- **No-load consumption is lower than 0.5W (No Display)**
- **Comply with high efficiency power 80Plus criterion**
- **2010 ErP (Energy Conservation Regulation) compliant**
- **“ Output Voltage Monitor ” display (option)**
- **Split rail & series connection possible**
- Convection cooled high reliability
- Output modify range: 3V ~ 200VDC

MODEL	O/P Volt Adj. ± %	Load (Current)
LP1100D-12MDA	+12V ±10%	8.3A
LP1100D-24MDA	+24V ±10%	4.2A



LP1150D Series 150W Single output



E Type T Type

Dimensions:
49(W)*100(H)*83(D)mm
Weights: 365g



- Input voltage range: 90 ~ 132 / 180 ~ 264VAC 47 ~ 63Hz (Selectable), 200~380VDC
- Hold-up time: Rated load, 13ms / 220VAC
- Short protection: Autorecovery
- Overload protection: Autorecovery
- Over voltage protection
- Operating Temperature: -15 ~ 50°C, Ambient
- Standard / Din rail mounting dual purpose
- No-load consumption is lower than 0.5W (No Display)
- Comply with high efficiency power 80Plus criterion
- 2010 ErP (Energy Conservation Regulation) compliant
- "Output Voltage Monitor" display (option)
- Split rail & series connection possible
- Convection cooled high reliability
- Output modify range: 3V ~ 200VDC

MODEL	O/P Volt Adj. ± %	Load (Current)
LP1150D-12MADA	+12V ±10%	12.5A
LP1150D-24MADA	+24V ±10%	6.25A
LP1150D-36MADA	+36V ±10%	4.16A
LP1150D-48MADA	+48V ±10%	3.10A

LP1300D Series 300W Single output



E Type T Type

Dimensions:
60(W)*100(H)*110(D)mm
Weights: 740g



- Input voltage range: 90 ~ 132 / 180 ~ 264VAC 47 ~ 63Hz (Selectable), 200~380VDC
- Hold-up time: Rated load, 13ms / 220VAC
- Short protection: Autorecovery
- Overload protection: Autorecovery
- Over voltage protection
- Operating Temperature: -15 ~ 50°C, Ambient
- Standard / Din rail mounting dual purpose
- Compact size
- Comply with high efficiency power 80Plus criterion
- "Output Voltage Monitor" display
- Split rail & series connection possible
- Convection cooled high reliability
- Output modify range: 3V ~ 200VDC

MODEL	O/P Volt Adj. ± %	Load (Current)
LP1300D-24MDA	+24V ±10%	12.5A
LP1300D-36MDA	+36V ±10%	8.30A
LP1300D-48MDA	+48V ±10%	6.25A

LP1500D Series 450 ~ 500W Single output



E Type T Type

Dimensions:
90(W)*100(H)*110(D)mm
Weights: 820g



- Input voltage range: 90 ~ 132 / 180 ~ 264VAC 47 ~ 63Hz (Selectable), 200~380VDC
- Hold-up time: Rated load, 13ms / 220VAC
- Short protection: Autorecovery
- Overload protection: Autorecovery
- Over voltage protection
- Operating Temperature: -15 ~ 50°C, Ambient
- Standard / Din rail mounting dual purpose
- Compact size
- Comply with high efficiency power 80Plus criterion
- "Output Voltage Monitor" display
- Split rail & series connection possible
- Fan speed control (PCB damp proof process)
- Output modify range: 3V ~ 200VDC

MODEL	O/P Volt Adj. ± %	Load (Current)
LP1500D-12MDA	+12V ±10%	41.6A
LP1500D-24MDA	+24V ±10%	20.8A
LP1500D-48MDA	+48V ±10%	10.4A



LPS1500D Series

450 ~ 500W Single output



E Type T Type

Dimensions:
125(W)*99(H)*112(D)mm
Weights: 1380g



- Input voltage range: 90 ~ 132 / 180 ~ 264VAC 47 ~ 63Hz (Selectable), 200~380VDC
- Hold-up time: Rated load, 13ms / 220VAC
- Short protection: Autorecovery
- Overload protection: Autorecovery
- Over voltage protection
- Operating Temperature: -15 ~ 50°C, Ambient
- Standard / Din rail mounting dual purpose
- **Compact size**
- **Comply with high efficiency power 80Plus criterion**
- **“ Output Voltage Monitor ” display**
- **Split rail & series connection possible**
- Convection cooled high reliability
- Output modify range: 3V ~ 200VDC

MODEL

O/P Volt
Adj. ± %Load
(Current)

LPS1500D-12MDA	+12V ±10%	41.6A
LPS1500D-24MDA	+24V ±10%	20.8A
LPS1500D-36MDA	+36V ±10%	13.9A
LPS1500D-48MDA	+48V ±10%	10.4A

LP11K0D Series

1000W Single output



T Type

Dimensions:
210(W)*109.5(H)*110(D)mm
Weights: 1665g



- Input voltage range: 180 ~ 264VAC 47 ~ 63Hz, 200~380VDC
- Hold-up time: Rated load, 10ms / 220VAC
- Short protection: Autorecovery
- Overload protection: Constant current protection
- Over voltage protection
- Redundant Function: Power ready relay internal connection
- Operating Temperature: -15 ~ 50°C, Ambient
- Standard / Din rail mounting dual purpose
- **Compact size**
- **Comply with high efficiency power 80Plus criterion**
- **“ Output Voltage Monitor ” display**
- **Split rail & series connection possible**
- **Protection with constant current**
- **Option redundant function (hot swap)**
- Fan speed control (PCB damp proof process)
- Output modify range: 3V ~ 200VDC

MODEL

O/P Volt
Adj. ± %Load
(Current)

LP11K0D-12TDA	+12V ±10%	83.3A
LP11K0D-24TDA	+24V ±10%	41.6A
LP11K0D-48TDA	+48V ±10%	20.8A
LP11K0D-60TDA	+60V ±10%	16.6A
LP11K0D-110TDA	+110V ±10%	9.10A



LP1025D/NL1050D Series
102(L)*35(W)*45(H) mm
Weights: 117g



LP1050D/NL1100D Series
106.6(L)*76(W)*45(H) mm
Weights: 181g

LP1025D Series**90 ~ 264 VAC Input, 20 ~ 25W Single output**

MODEL	O/P Volt Adj. ± %	Load(Current)			Ripple & Noise	Line REG.	Load REG.	Efficiency	O.V.P
		Min.	Rated	Max.					
LP1020D-05S	+5V ±10%	0A	4.0A	4.0A	80mV	±1%	±1%	82% Ref.	7.13 ~ 7.88V
LP1025D-12S	+12V ±10%	0A	2.1A	2.1A	120mV	±1%	±1%	86% Ref.	17.1 ~ 18.9V
LP1025D-24S	+24V ±10%	0A	1.0A	1.0A	240mV	±1%	±1%	88% Ref.	31.4 ~ 34.7V

NL1050D Series**180 ~ 264 VAC Input, 50W Single output**

MODEL	O/P Volt Adj. ± %	Load(Current)			Ripple & Noise	Line REG.	Load REG.	Efficiency	O.V.P
		Min.	Rated	Max.					
NL1050D-24	+24V ±10%	0A	2.1A	2.1A	240mV	±1%	±1%	87% Ref.	31.4 ~ 34.7V

LP1050D Series**90 ~ 264 VAC Input, 40 ~ 50W Single output**

MODEL	O/P Volt Adj. ± %	Load(Current)			Ripple & Noise	Line REG.	Load REG.	Efficiency	O.V.P
		Min.	Rated	Max.					
LP1040D-05SA	+5V ±10%	0A	8.0A	8.0A	50mV	±1%	±1%	78% Ref.	7.13 ~ 7.88V
LP1050D-12SA	+12V ±10%	0A	4.2A	4.2A	120mV	±1%	±1%	85% Ref.	17.1 ~ 18.9V
LP1050D-24SA	+24V ±10%	0A	2.1A	2.1A	240mV	±1%	±1%	86% Ref.	31.4 ~ 34.7V

NL1100D Series**180 ~ 264 VAC Input, 100W Single output**

MODEL	O/P Volt Adj. ± %	Load(Current)			Ripple & Noise	Line REG.	Load REG.	Efficiency	O.V.P
		Min.	Rated	Max.					
NL1100D-24	+24V ±10%	0A	4.1A	4.1A	350mV	±1%	±1%	88% Ref.	31.4 ~ 34.7V



CS050 Series
151(L)*99(W)*35(H) mm
Weights: 500g



CS100 Series
199(L)*99(W)*35(H) mm
Weights: 660g



CS050 Series

90 ~ 264 VAC Input, 50W Single Output

MODEL	O/P Volt Adj. ± %	Load(Current)			Ripple & Noise	Line REG.	Load REG.	Efficiency	O.V.P Optional
		Min.	Rated	Max.					
RP1050-05SV	V1: +5V ±10%	0A	10A	10A	50mVp-p	±1%	±1%	68% Min.	5.8 ~ 7.0V
RP1050-12SV	V1: +12V ±10%	0A	4.2A	4.2A	100mVp-p	±1%	±1%	74% Min.	15 ~ 18V
RP1050-24SV	V1: +24V ±10%	0A	2.1A	2.1A	150mVp-p	±1%	±1%	75% Min.	27.6 ~ 31V

CS050 Series

90 ~ 264 VAC Input, 50W ~ 60W Dual Output

MODEL	O/P Volt Adj. ± %	Load(Current)			Ripple & Noise	Line REG.	Load REG.	Efficiency	O.V.P Optional
		Min.	Rated	Max.					
RP20501SV	V1: +5V ±10%	0A	5A	5A	50mVp-p	±1%	±2%	73% Min.	5.8 ~ 7.0V -----
	V2: +12V-----	0A	2A	3A	100mVp-p	±2%	±5%		
RP20502SV	V1: +5V ±10%	0A	3A	5A	50mVp-p	±1%	±1%	73% Min.	5.8 ~ 7.0V -----
	V2: +24V-----	0A	1.5A	2A	150mVp-p	±2%	±4%		
RP20603SAV INDIVIDUAL GND	V1: +5V ±10%	0A	3A	4A	50mVp-p	±1%	±1%	76% Min.	5.8 ~ 7.0V -----
	V2: +24V-----	0A	1.8A	2A	120mVp-p	±2%	±4%		

CS100 Series

90 ~ 264 VAC Input, 100W Single Output

MODEL	O/P Volt Adj. ± %	Load(Current)			Ripple & Noise	Line REG.	Load REG.	Efficiency	O.V.P Trip point
		Min.	Rated	Max.					
RP1100-05FV	V1: +5V ±10%	0A	20A	20A	50mVp-p	±1%	±1%	69% Min.	6 ~ 7.5V
RP1100-08FV	V1: +8V ±10%	0A	12.5A	12.5A	80mVp-p	±1%	±1%	73% Min.	14 ~ 17V
RP1100-12FV	V1: +12V ±10%	0A	8.3A	8.3A	100mVp-p	±1%	±1%	75% Min.	14 ~ 17V
*RP1100-18FV	V1: +18V ±10%	0A	5.6A	5.6A	150mVp-p	±1%	±1%	75% Min.	28 ~ 34V
RP1100-24FV	V1: +24V ±10%	0A	4.2A	4.2A	150mVp-p	±1%	±1%	77% Min.	28 ~ 34V

CS100 Series

90 ~ 264 VAC Input, 84W ~ 100W Dual Output

MODEL	O/P Volt Adj. ± %	Load(Current)			Ripple & Noise	Line REG.	Load REG.	Efficiency	O.V.P Trip point
		Min.	Rated	Max.					
RP20843FV	V1: +15V ±10%	0A	2.8A	3.5A	150mVp-p	±1%	±1%	76% Min.	20 ~ 24V -----
	V2: -15V-----	0A	2.8A	3A	150mVp-p	±2%	±2%		



RPH1120 Series
151(L)*99(W)*35(H) mm
Weights: 500g

RPH1120 Series

90 ~ 264 VAC Input, with PFC, 100W ~ 120W Single Output

MODEL	O/P Volt Adj. ± %	Load(Current)			Ripple & Noise	Line REG.	Load REG.	Efficiency	O.V.P Trip point
		Min.	Rated	Max.					
RPH1100-05C	V : +5V ±10%	0A	20.0A	20.0A	60mV	±1%	±1%	83% Ref.	5.8 ~ 7.0V
RPH1120-12C	V : +12V ±10%	0A	10.0A	10.0A	120mV	±1%	±1%	89% Ref.	17.1 ~ 18.9V
RPH1120-24C	V : +24V ±10%	0A	5.0A	5.0A	240mV	±1%	±1%	91% Ref.	31.4 ~ 34.7V
RPH1120-48C	V : +48V ±10%	0A	2.5A	2.5A	480mV	±1%	±1%	92% Ref.	64.6 ~ 71.4V

RPH1120 Series

90 ~ 264 VAC Input, with PFC, 120W Dual Output

MODEL	O/P Volt Adj. ± %	Load(Current)			Ripple & Noise	Line REG.	Load REG.	Efficiency	O.V.P Trip point
		Min.	Rated	Max.					
RPH21201C	V1 : +12V ±10%	0A	8.75A	10.0A	120mV	±1%	±1%	87% Ref.	17.1 ~ 18.9V 5.8 ~ 7.0V
	V2 : +5V	0A	3.0A	3.0A	40mV	±1%	±1%		
RPH21202C	V1 : +12V ±10%	0A	7.08A	10.0A	120mV	±1%	±1%	86% Ref.	17.1 ~ 18.9V 6.0 ~ 6.3V
	V2 : +5V	0A	7.0A	7.0A	40mV	±1%	±1%		
RPH21203C	V1 : +24V ±10%	0A	4.38A	5.0A	240mV	±1%	±1%	89% Ref.	31.4 ~ 34.7V 5.6 ~ 6.2V
	V2 : +5V	0A	3.0A	3.0A	40mV	±1%	±1%		
RPH21204C	V1 : +24V ±10%	0A	3.75A	5.0A	240mV	±1%	±1%	88% Ref.	31.4 ~ 34.7V 17.1 ~ 18.9V
	V2 : +12V	0A	2.5A	3.0A	120mV	±1%	±1%		



CS150 Series
190(L)*106(W)*51(H) mm
Weights: 780g



RPH1250 Series
199(L)*99(W)*35(H) mm
Weights: 660g



CS150 Series

90 ~ 264 VAC Input, with PFC, 150W Single Output

MODEL	O/P Volt Adj. ± %	Load(Current)			Ripple & Noise	Line REG.	Load REG.	Efficiency	O.V.P Trip point
		Min.	Rated	Max.					
RP1150-12C	V1: +12V ±10%	0A	12.5A	12.5A	150mVp-p	±1%	±1%	75% Min.	15.0 ~ 18V
RP1150-24C	V1: +24V ±10%	0A	6.25A	6.25A	150mVp-p	±1%	±1%	77% Min.	27.6 ~ 31V
*RP1150-48C	V1: +48V ±10%	0A	3.15A	3.2A	250mVp-p	±1%	±1%	77% Min.	54 ~ 60V
*RP1150-125C	V1: +125V ±10%	0A	1.2A	1.2A	250mVp-p	±1%	±3%	80% Min.	-----

CS150 Series

90 ~ 264 VAC Input, with PFC, 150W Dual Output

MODEL	O/P Volt Adj. ± %	Load(Current)			Ripple & Noise	Line REG.	Load REG.	Efficiency	O.V.P Trip Point
		Min.	Rated	Max.					
*RP21504C	V1: +24V ±10% V2: +5V ----	0A 0A	5.62A 3A	6.3A 3A	150mVp-p 50mVp-p	±1% ±1%	±1% ±1%	74% Min.	27.6 ~ 30V 5.8 ~ 7.0V

RPH1250 Series

90 ~ 264 VAC Input, with PFC, 200 ~ 250W Single Output

MODEL	O/P Volt Adj. ± %	Load(Current)			Ripple & Noise	Line REG.	Load REG.	Efficiency	O.V.P Trip point
		Min.	Rated	Max.					
RPH1200-05C	V : +5V ±10%	0A	40.0A	50.0A (1s)	70mV	±1%	±1%	80% Ref.	5.8 ~ 7.0V
RPH1250-12C	V : +12V ±10%	0A	20.8A	20.8A	120mV	±1%	±1%	87% Ref.	17.1 ~ 18.9V
RPH1250-24C	V : +24V ±10%	0A	10.4A	10.4A	240mV	±1%	±1%	87% Ref.	31.4 ~ 34.7V
RPH1250-36C	V : +36V ±10%	0A	7.0A	7.0A	360mV	±1%	±1%	87% Ref.	47.8 ~ 53.2V
RPH1250-48C	V : +48V ±10%	0A	5.2A	5.2A	480mV	±1%	±1%	91% Ref.	64.6 ~ 71.4V

RPH1250 Series

90 ~ 264 VAC Input, with PFC, 250W Dual Output

MODEL	O/P Volt Adj. ± %	Load(Current)			Ripple & Noise	Line REG.	Load REG.	Efficiency	O.V.P Trip point
		Min.	Rated	Max.					
RPH22501C	V1 : +12V ±10% V2 : +5V	0A 0A	19.6A 3.0A	20.8A 3.0A	120mV 40mV	±1% ±1%	±1% ±1%	86% Ref.	17.1 ~ 18.9V 5.8 ~ 7.0V
RPH22502C	V1 : +12V ±10% V2 : +5V	0A 0A	16.6A 10.0A	20.8A 17.0A	120mV 40mV	±1% ±1%	±1% ±1%	86% Ref.	17.1 ~ 18.9V 6.0 ~ 6.3V
RPH22503C	V1 : +24V ±10% V2 : +5V	0A 0A	9.8A 3.0A	10.0A 3.0A	240mV 40mV	±1% ±1%	±1% ±1%	88% Ref.	31.4 ~ 34.7V 5.6 ~ 6.2V



RPH1255 Series
199(L)*99(W)*35(H) mm
Weights: 660g

RPH1255 Series

90 ~ 264 VAC Input, 240 ~ 255W Single Output

MODEL	O/P Volt Adj. ± %	Load(Current)			Ripple & Noise	Line REG.	Load REG.	Efficiency	O.V.P Trip point
		Min.	Rated	Max.					
RPH1240-12C	V : +12V ±10%	0A	20A	20A	120mV	±1%	±1%	89% Ref.	17.1 ~ 18.9V
RPH1255-24C	V : +24V ±10%	0A	10.63A	10.63A	240mV	±1%	±1%	91% Ref.	31.4 ~ 34.7V
RPH1255-36C	V : +36V ±10%	0A	7.1A	7.1A	360mV	±1%	±1%	93% Ref.	47.8 ~ 58.2V
RPH1255-48C	V : +48V ±10%	0A	5.3A	5.3A	480mV	±1%	±1%	92% Ref.	64.6 ~ 71.4V
RPH1255-100C	V : +100V ±10%	0A	2.55A	2.55A	1000mV	±1%	±1%	94% Ref.	140 ~ 165V
RPH1255-250C	V : +250V ±10%	0A	1.02A	1.02A	2500mV	±1%	±1%	94% Ref.	310 ~ 360V

RPH1255 Series

90 ~ 264 VAC Input, 255W Dual Output

MODEL	O/P Volt Adj. ± %	Load(Current)			Ripple & Noise	Line REG.	Load REG.	Efficiency	O.V.P Trip point
		Min.	Rated	Max.					
RPH22551C	V1 : +12V ±10%	0A	20.0A	21.25A	120mV	±1%	±1%	87% Ref.	17.1 ~ 18.9V 5.8 ~ 7.0V
	V2 : +5V	0A	3.0A	3.0A	40mV	±1%	±1%		
RPH22552C	V1 : +12V ±10%	0A	18.3A	21.25A	120mV	±1%	±1%	86% Ref.	17.1 ~ 18.9V 6.0 ~ 6.3V
	V2 : +5V	0A	7.0A	7.0A	40mV	±1%	±1%		
RPH22553C	V1 : +24V ±10%	0A	10.0A	10.63A	240mV	±1%	±1%	89% Ref.	31.4 ~ 34.7V 5.6 ~ 6.2V
	V2 : +5V	0A	3.0A	3.0A	40mV	±1%	±1%		
RPH22554C	V1 : +24V ±10%	0A	9.73A	10.63A	240mV	±1%	±1%	88% Ref.	31.4 ~ 34.7V 17.1 ~ 18.9V
	V2 : +12V	0A	2.5A	2.5A	120mV	±1%	±1%		



CS320 Series
190(L)*106(W)*50(H) mm
Weights: 780g



CS500 Series
190(L)*106(W)*50(H) mm
Weights: 1040g



CS320 Series

90 ~ 264 VAC Input, with PFC, 225 ~ 320W Single Output

MODEL	O/P Volt Adj. ± %	Load(Current)			Ripple & Noise	Line REG.	Load REG.	Efficiency	O.V.P Trip point
		0A	Rated	Max.					
RP1320-08C	V1: +8V ±10%	0A	40A	40A	80mVp-p	±1%	±1%	70% Min.	13 ~ 15V
RP1320-12C	V1: +12V ±10%	0A	26.6A	26.6A	150mVp-p	±1%	±1%	75% Min.	15.0 ~ 18V
RP1320-24C	V1: +24V ±10%	0A	13.3A	13.3A	150mVp-p	±1%	±1%	75% Min.	27.6 ~ 31V
RP1320-36C	V1: +36V ±10%	0A	8.9A	8.9A	360mVp-p	±1%	±1%	83% Min.	45 ~ 55V
RP1320-48C	V1: +48V ±10%	0A	6.7A	6.7A	250mVp-p	±1%	±1%	78% Min.	54 ~ 60V
*RP1320-120C	V1: +120V ±10%	0A	2.6A	2.6A	1200mVp-p	±1%	±1%	81% Min.	190 ~ 230V

CS320 Series

90 ~ 264 VAC Input, with PFC, 320W Dual Output

MODEL	O/P Volt Adj. ± %	Load(Current)			Ripple & Noise	Line REG.	Load REG.	Efficiency	O.V.P Trip point
		Min.	Rated	Max.					
RP23202C	V1: +12V ±10%	0A	25A	25A	100mVp-p	±1%	±1%	75% Min.	14.5 ~ 17V
	V2: +5V ----	0A	3A	3A	50mVp-p	±1%	±3%		
RP23204C	V1: +24V ±10%	0A	12.5A	12.5A	150mVp-p	±1%	±1%	75% Min.	27.6 ~ 30V
	V2: +5V ----	0A	3A	3A	50mVp-p	±1%	±3%		
RP23206C	V1: +24V ±10%	0A	11.5A	11.5A	150mVp-p	±1%	±1%	75% Min.	27.6 ~ 30V
	V2: +12V ----	0A	3A	3A	150mVp-p	±1%	±3%		

CS500 Series

90 ~ 264 VAC Input, with PFC, 500W Single Output

MODEL	O/P Volt Adj. ± %	Load(Current)			Ripple & Noise	Line REG.	Load REG.	Efficiency	O.V.P Trip point
		Min.	Rated	Max.					
RP1500-12CV	V1: +12V ±10%	0A	41.6A	41.6A	150mVp-p	±1%	±1%	78% Min.	15 ~ 18V
RP1500-24CV	V1: +24V ±10%	0A	20.8A	20.8A	240mVp-p	±1%	±1%	80% Min.	27.6 ~ 31V
RP1500-48CV	V1: +48V ±10%	0A	10.4A	10.4A	250mVp-p	±1%	±1%	82% Min.	54 ~ 60V



RPH1500 Series
199(L)*99(W)*38(H) mm
Weights: 660g



RPH1500 Series

90 ~ 264 VAC Input, 500W Single Output

MODEL	O/P Volt Adj. ± %	Load(Current)			Ripple & Noise	Line REG.	Load REG.	Efficiency	O.V.P Trip point
		Min.	Rated	Max.					
RPH1500-12C	V : +12V ±10%	0A	42.0A	42.0A	120mV	±1%	±1%	87% Ref.	17.1 ~ 18.9V
RPH1500-24C	V : +24V ±10%	0A	20.8A	20.8A	240mV	±1%	±1%	87% Ref.	31.4 ~ 34.7V
RPH1500-36C	V : +36V ±10%	0A	13.9A	13.9A	360mV	±1%	±1%	92% Ref.	47.8 ~ 58.2V
RPH1500-48C	V : +48V ±10%	0A	10.5A	10.5A	480mV	±1%	±1%	91% Ref.	64.6 ~ 71.4V
RPH1500-100C	V : +100V ±10%	0A	5.0A	5.0A	1000mV	±1%	±1%	93% Ref.	140 ~ 165V
RPH1500-125C	V : +125V ±10%	0A	4.0A	4.0A	1250mV	±1%	±1%	92% Ref.	156 ~ 175V
RPH1500-150C	V : +150V ±10%	0A	3.33A	3.33A	1500mV	±1%	±1%	93% Ref.	190 ~ 240V
RPH1500-250C	V : +250V ±10%	0A	2.0A	2.0A	2500mV	±1%	±1%	94% Ref.	310 ~ 360V

RPH1500 Series

90 ~ 264 VAC Input, 500W Dual Output

MODEL	O/P Volt Adj. ± %	Load(Current)			Ripple & Noise	Line REG.	Load REG.	Efficiency	O.V.P Trip point
		Min.	Rated	Max.					
RPH25001C	V1 : +12V ±10% V2 : +5V	0A 0A	40.4A 3.0A	42.0A 3.0A	120mV 40mV	±1% ±1%	±1% ±1%	86% Ref.	17.1 ~ 18.9V 5.8 ~ 7.0V
RPH25002C	V1 : +12V ±10% V2 : +5V	0A 0A	37.5A 10.0A	42.0A 17.0A	120mV 40mV	±1% ±1%	±1% ±1%	86% Ref.	17.1 ~ 18.9V 6.0 ~ 6.3V
RPH25003C	V1 : +24V ±10% V2 : +5V	0A 0A	20.2A 3.0A	20.8A 3.0A	240mV 40mV	±1% ±1%	±1% ±1%	88% Ref.	31.4 ~ 34.7V 5.6 ~ 6.2V
RPH25004C	V1 : +24V ±10% V2 : +12V	0A 0A	19.6A 2.5A	20.8A 3.0A	240mV 120mV	±1% ±1%	±1% ±1%	88% Ref.	31.4 ~ 34.7V 17.1 ~ 18.9V
RPH25005C	V1 : +36V ±10% V2 : +5V	0A 0A	13.5A 3.0A	14.0A 3.0A	360mV 40mV	±1% ±1%	±1% ±1%	87% Ref.	47.8 ~ 53.2V 5.6 ~ 6.2V



LPF1960 Series
131(L)*119.2(W)*63.7(H) mm
Weights: 950g



RPH11K5 Series
131(L)*163(W)*63.7(H) mm
Weights: 1200g



LPF1960 Series

90 ~ 264 VAC Input, 960W Single Output

MODEL	O/P Volt Adj. ± %	Load(Current)			Ripple & Noise	Line REG.	Load REG.	Efficiency	O.V.P Trip point
		Min.	Rated	Max.					
LPF1960-24C	V : +24V ±10%	0A	40A	40A	240mV	±1%	±1%	91% Ref.	31.4 ~ 34.7V
LPF1960-36C	V : +36V ±10%	0A	26.6A	26.6A	360mV	±1%	±1%	92% Ref.	47.8 ~ 53.2V
LPF1960-48C	V : +48V ±10%	0A	20A	20A	480mV	±1%	±1%	92% Ref.	64.6 ~ 71.4V
LPF1960-100C	V : +100V ±10%	0A	9.6A	9.6A	1000mV	±1%	±1%	92% Ref.	140 ~ 165V
LPF1960-250C	V : +250V ±10%	0A	3.84A	3.84A	2500mV	±1%	±1%	92% Ref.	310 ~ 360V

RPH11K5 Series

90 ~ 264 VAC Input, 110V 900W / 220V 1500W Single Output

MODEL	O/P Volt Adj. ± %	Min.	Load(Current)		Max.	Ripple & Noise	Line REG.	Load REG.	Efficiency	O.V.P Trip point
			110V Rated	220V Rated						
RPH11K2-12CDA	V1: +12V ±10%	0A	75A	100A	100A	120mVp-p	±1%	±1%	87% Ref.	17.1 ~ 18.9V
RPH11K5-24CDA	V1: +24V ±10%	0A	37.5A	62.5A	62.5A	240mVp-p	±1%	±1%	89% Ref.	27.6 ~ 31V
RPH11K5-36CDA	V1: +36V ±10%	0A	25A	41.6A	41.6A	360mVp-p	±1%	±1%	89% Ref.	45 ~ 55V
RPH11K5-48CDA	V1: +48V ±10%	0A	18.75A	31.25A	31.25A	480mVp-p	±1%	±1%	90% Ref.	54 ~ 60V
RPH11K5-100CDA	V1: +100V ±10%	0A	9A	15A	15A	1500mVp-p	±1%	±1%	92% Ref.	140 ~ 165V


**RAM1005 Series 5W Single output**

Dimensions:
40.5(L)*27.5(W)*21(H)mm
Weights: 35g



- Input voltage range: 90 ~ 264VAC 47 ~ 63Hz
- Hold-up time: Rated load, 15ms / 220VAC
- Short protection: Autorecovery
- Overload protection: Autorecovery
- External fuse: Recommend 1.5 ~ 2.0A Slow blow type
- Operating Temperature: -40 ~ 70°C, Ambient
- Good for replace adapter & Transformer
- Switching power module for PCB mountable
- Fully encapsulated plastic case
- The ultra-high efficiency ultra-small size
- **Isolation class II**
- **No need for external EMI filter & electrolytic capacitors**
- **No load power consumption < 0.3W**
- **Comply with high efficiency power 80Plus criterion**
- **2010 ErP (Energy Conservation Regulation) compliant**
- **Into glue dust and water resistant (can work in harsh)**
- Output modify range: 3V~100VDC

MODEL	O/P Volt Adj. ± %	Load (Current)
RAM1005-3.3S	+3.3V	1.25A
RAM1005-05S	+5V	1.00A
RAM1005-12S	+12V	0.42A
RAM1005-15S	+15V	0.32A
RAM1005-24S	+24V	0.23A

RAM1015 Series 15W Single / Dual output

Dimensions:
48.5(L)*36(W)*21(H)mm
Weights: 65g



- Input voltage range: 90 ~ 264VAC 47 ~ 63Hz
- Hold-up time: Rated load, 15ms / 220VAC
- Short protection: Autorecovery
- Overload protection: Autorecovery
- External fuse: Recommend 1.5 ~ 2.0A Slow blow type
- Operating Temperature: -40 ~ 70°C, Ambient
- Good for replace adapter & Transformer
- Power module for PCB mountable & standard mountable
- Fully encapsulated plastic case
- The ultra-high efficiency ultra-small size
- **Isolation class II**
- **No need for external EMI filter & electrolytic capacitors**
- **No load power consumption < 0.3W**
- **Comply with high efficiency power 80Plus criterion**
- **2010 ErP (Energy Conservation Regulation) compliant**
- **Into glue dust and water resistant (can work in harsh)**
- Output modify range: 3V~100VDC

MODEL	O/P Volt Adj. ± %	Load (Current)
RAM1015-3.3S	+3.3V	4.00A
RAM1015-05S	+5V	3.00A
RAM1015-12S	+12V	1.25A
RAM1015-15S	+15V	1.00A
RAM1015-24S	+24V	0.62A
RAM20151S	V1 : +5V V2 : +12V	1.00A 0.83A
RAM20152S	V1 : +5V V2 : +15V	1.00A 0.67A
RAM20153S	V1 : +5V V2 : +24V	1.00A 0.42A

RAM1030 Series 25W ~ 30W Single / Dual output

Dimensions:
55(L)*45(W)*21(H)mm
Weights: 95g



- Input voltage range: 90 ~ 264VAC 47 ~ 63Hz
- Hold-up time: Rated load, 15ms / 220VAC
- Short protection: Autorecovery
- Overload protection: Autorecovery
- External fuse: Recommend 1.5 ~ 2.0A Slow blow type
- Operating Temperature: -40 ~ 70°C, Ambient
- Good for replace adapter & Transformer
- Power module for PCB mountable & standard mountable
- Fully encapsulated plastic case
- The ultra-high efficiency ultra-small size
- **Isolation class II**
- **No need for external EMI filter & electrolytic capacitors**
- **No load power consumption < 0.3W**
- **Comply with high efficiency power 80Plus criterion**
- **2010 ErP (Energy Conservation Regulation) compliant**
- **Into glue dust and water resistant (can work in harsh)**
- Output modify range: 3V~100VDC


MODEL	O/P Volt Adj. ± %	Load (Current)
RAM1025-05S	+5V	5.00A
RAM1030-12S	+12V	2.50A
RAM1030-15S	+15V	2.00A
RAM1030-24S	+24V	1.25A
RAM20301S	V1 : +5V V2 : +12V	3.00A 1.25A
RAM20302S	V1 : +5V V2 : +15V	3.00A 1.00A
RAM20303S	V1 : +5V V2 : +24V	3.00A 0.63A

**AxxxxD-xW Series 1W ~ 2W Output**

Isolation	Output	Input Voltage	Output Voltage	Size:LxWxH (mm)	Safety Certification
1KVDC	Unregulated Dual Output	5, 12, 15, 24	±3.3, ±5, ±9, ±12, ±15, ±18	19.6x7.0x10.0	CE

**AxxxxS-xW Series 1W ~ 2W Output**

Isolation	Output	Input Voltage	Output Voltage	Size:LxWxH (mm)	Safety Certification
1KVDC	Unregulated Dual Output	5, 12, 15, 24	±3.3, ±5, ±9, ±12, ±15, ±18	1W:19.6x6.0x10.0 2W:19.6x7.0x10.0	CE

**BxxxxD-xW Series 0.1W ~ 2W Output**

Isolation	Output	Input Voltage	Output Voltage	Size:LxWxH (mm)	Safety Certification
1KVDC	Unregulated Single Output	5, 9, 12, 15, 24	3.3, 5, 9, 12, 15, 24	12.7x10.0x7.7	CE

**BxxxxS-xW Series 0.1W ~ 2W Output**

Isolation	Output	Input Voltage	Output Voltage	Size:LxWxH (mm)	Safety Certification
1KVDC	Unregulated Single Output	5, 9, 12, 15, 24	3.3, 5, 9, 12, 15, 24	1W:11.68x6.0x10.16 2W:11.68x7.0x10.16	CE

**ExxxxxD-xW Series 1W ~ 2W Output**

Isolation	Output	Input Voltage	Output Voltage	Size:LxWxH (mm)	Safety Certification
3KVDC	Unregulated Dual Output	5, 12, 15, 24	±3.3, ±5, ±9, ±12, ±15, ±18	20.4x10.8x8.2	CE

**ExxxxxS-xW Series 1W ~ 2W Output**

Isolation	Output	Input Voltage	Output Voltage	Size:LxWxH (mm)	Safety Certification
3KVDC	Unregulated Dual Output	5, 12, 15, 24	±3.3, ±5, ±9, ±12, ±15, ±18	1W:19.6x6.0x10.0 2W:19.6x7.0x10.0	CE

**FxxxxD-xW Series 0.1W ~ 2W Output**

Isolation	Output	Input Voltage	Output Voltage	Size:LxWxH (mm)	Safety Certification
3KVDC	Unregulated Single Output	3.3, 5, 9, 12, 15, 24	3.3, 5, 9, 12, 15, 24	12.7x10.0x7.7	CE

**FxxxxS-xW Series 0.1W ~ 2W Output**

Isolation	Output	Input Voltage	Output Voltage	Size:LxWxH (mm)	Safety Certification
3KVDC	Unregulated Single Output	3.3, 5, 9, 12, 15, 24	3.3, 5, 9, 12, 15, 24	1W:19.6x6.0x10.0 2W:19.6x7.0x10.0	CE



GRBxxxxD-xW Series

2W ~ 10W

High Voltage Output

Isolation	Output	Input Voltage	Output Voltage	Size:LxWxH (mm)	Safety Certification
N/A	Single Output	12, 24	100, 110, 150, 250	2W~5W:25.4x25.4x10.14 10W:50.8x25.4x10.14	CE



GxxxxS-xW Series

0.1W ~ 2W Output

Isolation	Output	Input Voltage	Output Voltage	Size:LxWxH (mm)	Safety Certification
6KVDC	Regulated Dual Output	3.3, 5, 9, 12, 15, 18, 24	±3.3, ±5, ±9, ±12, ±15, ±18, ±24	19.6x6.0x10.0	CE



IAxxxxS-xW Series

0.2W ~ 2W Output

Isolation	Output	Input Voltage	Output Voltage	Size:LxWxH (mm)	Safety Certification
1KVDC	Regulated Dual Output	5, 9, 12, 15, 24	±3.3, ±5, ±9, ±12, ±15	20.75x8.80x11.0	CE



IBxxxxD-xW Series

1W ~ 2W Output

Isolation	Output	Input Voltage	Output Voltage	Size:LxWxH (mm)	Safety Certification
1KVDC	Regulated Single Output	5, 9, 12, 15, 24	3.3, 5, 9, 12, 15	20.4x10.0x8.2	CE



IBxxxxS-xW Series


1W ~ 2W Output

Isolation	Output	Input Voltage	Output Voltage	Size:LxWxH (mm)	Safety Certification
1KVDC	Regulated Single Output	5, 9, 12, 15, 24	3.3, 5, 9, 12, 15	1W:19.6x6.0x10.0 2W:19.6x7.0x10.0	CE



NDS12 Series

Single output



FEATURES :

- Vertical, horizontal, slot installation
- Small size, light weight, lower freight cost
- No need external output Cap, low ripple
- 2 years warranty

Dimensions: 15.7(W)*27.5(H)*12.8(D)mm


GENERAL SPECIFICATIONS :

Input voltage range	10.5 ~ 14.5VDC
Input Frequency range	300 KHz
Operating Temperature	-15 ~ 50°C, Ambient

MODEL	Input Voltage	Output Voltage	Output Current (Convection)	Output Current Max. (Fan Cooling)	Ripple & Noise	Regulator Rate	Efficiency Full Load	O.V.P
NDS12-3.3	10.5~14.5V	3.4V	10A	20A	10mV	±1%	88% Ref.	4 ~ 4.2V
NDS12-05	10.5~14.5V	5.1V	10A	20A	10mV	±1%	89% Ref.	6 ~ 6.3V

NDS24 Series

Single output



FEATURES :

- Vertical, horizontal, slot installation
- Small size, light weight, lower freight cost
- No need external output Cap, low ripple
- 2 years warranty

Dimensions: 15.0(W)*26.0(H)*10.8(D)mm

GENERAL SPECIFICATIONS :

Input voltage range	10.5 ~ 38VDC
Input Frequency range	125 KHz
Operating Temperature	-15 ~ 50°C, Ambient

MODEL	Input Voltage	Output Voltage	Output Current (Convection)	Output Current Max. (Fan Cooling)	Ripple & Noise	Regulator Rate	Efficiency Full Load	O.V.P
NDS24-3.3	10.5~38V	3.4V	3A	3A	10mV	±1%	84% Ref.	4 ~ 4.5V
NDS24-05	10.5~38V	5.1V	3A	3A	10mV	±1%	88% Ref.	5.6 ~ 6.2V
NDS24-12	20~38V	12V	2.5A	3A	80mV	±1%	93% Ref.	15 ~ 18V



RDD Series

Single output

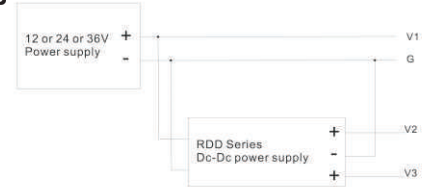


Dimensions: 45(W)*102(H)*35(D)mm

FEATURES :

- DC to DC independent regulator
- Standard / Din rail mounting dual purpose
- Easy mounting (one-step installation)
- Compact size, high efficiency
- Easily use with other types of power supply, converting any single output to multiple output power supply

Application Circuit



MODEL	Input Voltage	Output Voltage	Output Current (Convection)	Output Current Max. (Fan Cooling)	Ripple & Noise	Regulator Rate	Efficiency Full Load	O.V.P
NDS12-3.3	10.5~14.5V	3.4V	10A	20A	10mV	±1%	88% Ref.	4 ~ 4.2V
NDS12-05	10.5~14.5V	5.1V	10A	20A	10mV	±1%	89% Ref.	6 ~ 6.3V
NDS24-3.3	10.5~38V	3.4V	3A	3A	10mV	±1%	84% Ref.	4 ~ 4.5V
NDS24-05	10.5~38V	5.1V	3A	3A	10mV	±1%	88% Ref.	5.6 ~ 6.2V
NDS24-12	20~38V	12V	2.5A	3A	80mV	±1%	93% Ref.	15 ~ 18V

DRN Series

Single output

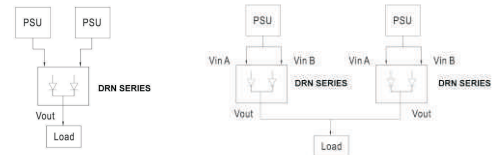


Dimensions: 60(W)*100(H)*110(D)mm

FEATURES :

- 12V or 24V DC redundant operation system
- Normal input LED indicator
- Abnormal input dual alarm (relay and buzzer)
- Standard / Din rail mounting dual purpose
- Easy mounting (one-step installation)
- Compose a high tier power system when uses with UPS series

Application Circuit



MODEL	Voltage	Input Voltage	Output Voltage	Output Current Max.	Alarm Voltage
DRN15	12V	10.5~14.5V	10~14.5V	15A	10VDC
	24V	21~29V	20.5~29V	15A	10VDC



FEATURES :

- DC uninterruptible power supply, parallel connection to DC bus
- Convection cooled
- Standard / Din rail mounting dual purpose
- Easy mounting (one-step installation)
- UPS Design
- Battery Discharge Protection with Low voltage
- 0.5A Charge
- Build-in battery fuse
- Battery voltage display
- Build-in buzzer and RDY relay signal alarm of abnormal power source

Dimensions: 45(W)*102(H)*75.5(D)mm
Weights: 181g

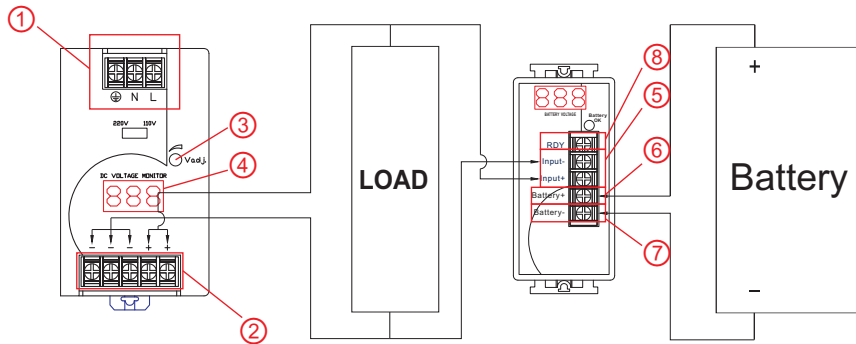
UPS Series Single output

MODEL	Lead acid battery	External charger	Battery low voltage protecton	Build-in fuse of battery	Battery output voltage
UPS15-12	12V	13.8V	10V	15A	10~13.8V
UPS15-24	24V	27.6V	20V	15A	20~27.6V

Application Circuit 1 Provide backup after AC failure.

REIGN POWER'S SWITCHING POWER SUPPLY

REIGN POWER'S UPS SERIES

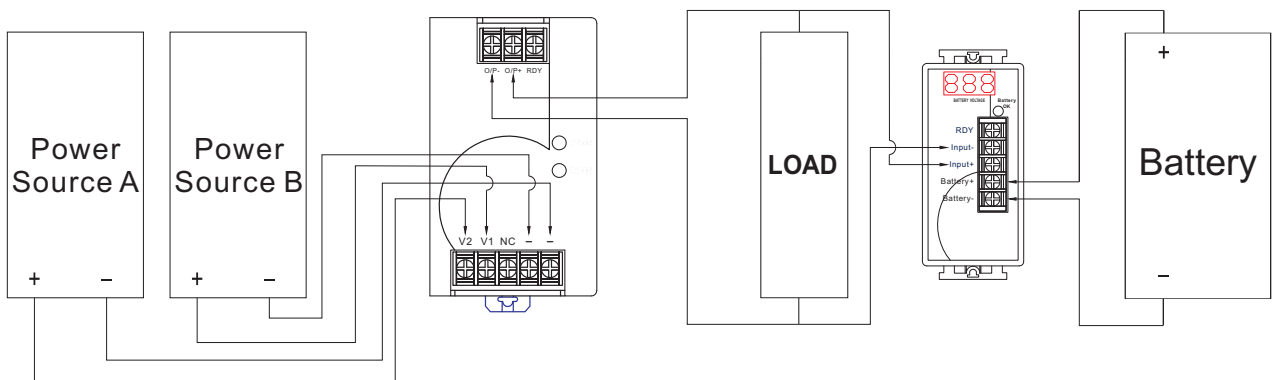


No.	Description
①	100-240VAC input
②	DC output
③	Output voltage control
④	Output voltage display
⑤	DC input
⑥	Battery positive terminal
⑦	Battery negative terminal
⑧	RDY relay signal

Application Circuit 2 Redundant power module provides backup after AC failure or power malfection.

DRN15

REIGN POWER'S UPS SERIES





Features



DIMENSIONS : 206(L) x 136(W) x 57(H)mm
WEIGHTS: 1230g

- On/Off Switch with Light
- Automatic output protection, no replacement fuse
- Convection cooled
- 100% burn-in test
- 2 years Warranty
- Reverse Polarity Protection
- **Design Meet IP61**
- **Can modify to Li-ion Battery (lithium iron and lithium manganese)**

General specifications

INPUT

Input range	90~264VAC 127~380VDC
Input frequency	47~63Hz
Inrush current (25° C)	20A/110VAC 40A/220VAC

OUTPUT

Hold-up time	10mS
Short protection	Relay Open
Overload protection	Automatic power limited
2 Steps Automatic Charging Control	

Detail specifications

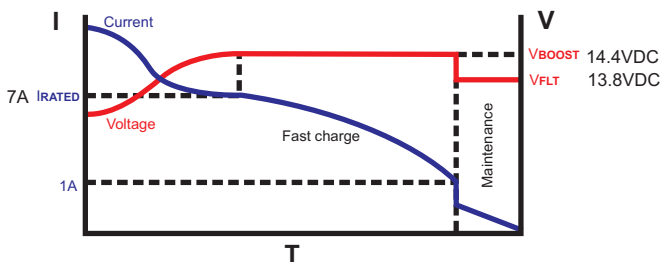
100 Watts

MODEL	O/P Volt		Charge(Current)			Line REG.	Load REG.	Efficiency	O.V.P. Trip point
	Boost	Float	Min.	Rated	Max.				
RP1100C-12F	+14.4V	+13.8V	0A	7A	8A	±0.5%	±0.5%	75% Min.	-----
RP1100C-24F	+28.8V	+27.6V	0A	3.5A	4A	±0.5%	±0.5%	78% Min.	-----

Charging Indicator

Power On	Switch Lamp On
Fast Charge	LED On
Float Charge	LED Off

Charging Curve



Safety Standards

	UL	UL1310	APPROVAL
	CUL	UL1310	APPROVAL
	CE		Meet
	C-Tick		Meet

CE Standards

EN 55014-1, EN 55014-2, EN 60555-2,
EN 60555-3, (EN 61000-4-2, EN 61000-4-3,
EN 61000-4-4, EN 61000-4-6, EN 61000-4-11)

Environments

Operating Temperature	-15 ~ 50°C, Ambient
Operating Humidity	20 ~ 90% RH, No Condensing
Storage Temperature	-20 ~ 85°C, Ambient
Vibration	2G, 10~500Hz, 3 axes



Features

- On/Off Switch with Light
- Automatic output protection, no replacement fuse
- Fully charged & Abnormal charging indicator
- Convection cooled
- Reverse Polarity Protection
- 2 years Warranty
- Design Meet IP61
- **Can modify to Li-ion Battery (lithium iron and lithium manganese)**



Dimensions : 206(L) x 136(W) x 57(H)mm
WEIGHTS : 2250g

General specifications

INPUT

Input range 90~132/180~264 VAC(Set at Factory)
264~380VDC

Input frequency 47~63Hz

Inrush current (25° C) 20A/110VAC
40A/220VAC

OUTPUT

Hold-up time 16mS

Short protection Relay Open

Overload protection Automatic current limited

Over voltage protection Relay open

2 Steps Automatic Charging Control

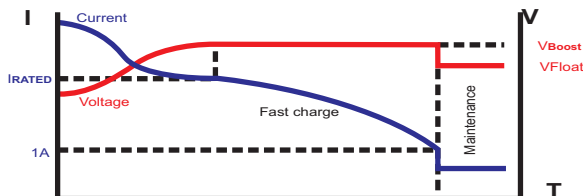
Detail specifications

200 Watts

MODEL	O/P Volt		Charge(Current)			Line REG.	Load REG.	Efficiency	O.V.P. Trip point
	Boost	Float	Min.	Rated	Max.				
RP1200C-12	+14.4V	+13.8V	0A	14A	16A	±0.5%	±0.5%	78% Min.	16~21V
RP1200C-24	+28.8V	+27.6V	0A	7A	8A	±0.5%	±0.5%	80% Min.	33~38V

Charging Indicator
 Power On Switch Lamp On
 Fast Charge LED On
 Float Charge LED Off

Charging Curve



Safety Standards

	UL	UL1310	Meet
	CUL	UL1310	Meet
	CE		Meet

CE Standards

EN 55014, EN 60555-2, EN 60555-3,
(EN 61000-4-2, EN 61000-4-3, EN 61000-4-4,
EN 61000-4-5, EN 61000-4-6, EN 61000-4-11)

Environments

Operating Temperature 0 ~ 50°C, Ambient
Operating Humidity 20 ~ 90% RH, No Condensing
Storage Temperature -40 ~ 85°C, Ambient
Vibration 2G, 10~500Hz, 3 axes



Features

- Battery voltage digital display
- On/Off Switch with Light
- Automatic output protection, no replacement fuse
- Fully charged & Abnormal charging indicator
- Convection cooled
- Reverse Polarity Protection
- 2 years Warranty
- Design Meet IP64
- Constant voltage, constant current charging
- **Can modify to Li-ion Battery (lithium iron and lithium manganese)**



Dimensions : 248.5(L) x 136(W) x 43(H)mm
WEIGHTS : 1500g

General specifications

INPUT

Input range	90~264VAC 220~380VDC
Input frequency	47~63Hz
Inrush current (25°C)	20A/110VAC 40A/220VAC
Power factor	95% Min.

OUTPUT

Short protection	Autorecovery
Over load protection	Automatic power limited
Over temperature protection	Autorecovery

Detail specifications

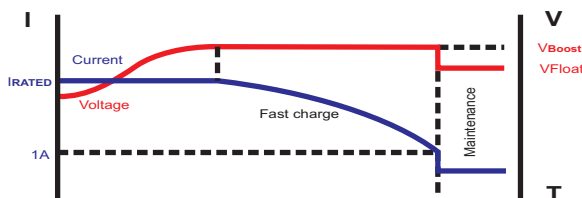
240 ~ 250 Watts

MODEL	O/P Volt		Charge(Current)			Line REG.	Load REG.	Efficiency	O.V.P. Trip point
	Boost	Float	Min.	Rated	Max.				
RPH1240C-12C	+14.4V	+13.8V	0A	16.6A	16.6A	±0.5%	±0.5%	89% Ref.	16~21V
RPH1250C-24C	+28.8V	+27.6V	0A	8.7A	8.7A	±0.5%	±0.5%	93% Ref.	33~38V

Charging Indicator

Power On	Switch Lamp On
Fast Charge	LED On
Float Charge	LED Off

Charging Curve



Safety Standards

cUL [®] US	UL	UL1310	Meet
cUL [®] US	CUL	UL1310	Meet
CE	CE		Marking

CE Standards

EN 55032, EN 55024, EN 61000-3-2, EN 61000-3-3,
EN 61000-4-2, EN 61000-4-3, EN 61000-4-4, EN 61000-4-5,
EN 61000-4-6, EN 61000-4-8, EN 61000-4-11),
Heavy Industry level, criteria A
LVD: EN 62368-1:2014

Environments

Operating Temperature	0 ~ 50°C, Ambient
Operating Humidity	20 ~ 90% RH, No Condensing
Storage Temperature	-40 ~ 85°C, Ambient
Vibration	2G, 10~500Hz, 3 axes



Features

- Automatic output protection, no replacement fuse
- Fully charged & Abnormal charging indicator
- Fan cooled
- Reverse Polarity Protection
- 2 years Warranty
- **Can modify to Li-ion Battery (lithium iron and lithium manganese)**



Dimensions : 199(L) x 99(W) x 38(H)mm
WEIGHTS : 800g

General specifications

INPUT

Input range	90~264VAC 220~380VDC
Input frequency	47~63Hz
Inrush current (25°C)	20A/110VAC 40A/220VAC
Power factor	95% Min.

OUTPUT

Short protection	Autorecovery
Over load protection	Automatic power limited
Over temperature protection	Autorecovery

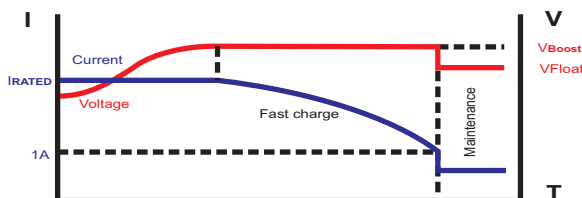
Detail specifications

450 ~ 500 Watts

MODEL	O/P Volt		Charge(Current)			Line REG.	Load REG.	Efficiency	O.V.P. Trip point
	Boost	Float	Min.	Rated	Max.				
RP1450C-12C	+14.4V	+13.8V	0A	31.25A	31.25A	±0.5%	±0.5%	89% Ref.	16~21V
RP1500C-24C	+28.8V	+27.6V	0A	17.36A	17.36A	±0.5%	±0.5%	93% Ref.	33~38V

Charging Indicator
 Power On Switch Lamp On
 Fast Charge LED On
 Float Charge LED Off

Charging Curve



Safety Standards

	UL	UL1310	Meet
	CUL	UL1310	Meet
	CE		Marking

CE Standards

EN 55032, EN 55024, EN 61000-3-2, EN 61000-3-3,
 (EN 61000-4-2, EN 61000-4-3, EN 61000-4-4, EN 61000-4-5,
 EN 61000-4-6, EN 61000-4-8, EN 61000-4-11),
 Heavy Industry level, criteria A
 LVD: EN 62368-1:2014

Environments

Operating Temperature	0 ~ 50°C, Ambient
Operating Humidity	20 ~ 90% RH, No Condensing
Storage Temperature	-40 ~ 85°C, Ambient
Vibration	2G, 10~500Hz, 3 axes



AC → DC SWITCHING POWER SUPPLY

PRODUCT



*Specializes In The Design & Manufacture Of
Switching Power Supplies / Battery Chargers*



GDL: +52 (33)-3854-5975
+52 (33)-3823-4349
USA: +1 (619) 616-7350



Av. Fray Antonio Alcalde 1822
Miraflores, 44270
Guadalajara, Jal.



www.logicbus.com.mx
tienda.logicbus.com.mx

suporte@logicbus.com

