



**CATÁLOGO DE EQUIPOS INDUSTRIALES  
LOGICBUS**

# Super Phosphor Oscilloscopes

## SDS2000X Series



SIGLENT's SDS2000X Series Super Phosphor Oscilloscopes are available in bandwidths of 70 MHz, 100 MHz, 200 MHz and 300 MHz, maximum sample rate of 2 GSa/s, and come with a maximum record length of 140 Mpts. The most commonly used functions can be accessed with its user-friendly one-button design.

The SDS2000X series employs a new generation of SPO technology. It has an innovative digital trigger system with high sensitivity and low jitter, and a maximum waveform capture rate of 140,000 wfm/s (normal mode), up to 500,000 wfm/s (sequence mode). It also employs the common 256-level intensity grading display function but also a color temperature display mode. The trigger system supports multiple powerful triggering modes including serial bus triggering, History waveform recording and sequence acquisition allow for extended waveform records to be captured, stored, and analyzed. An impressive array of measurement and math capabilities, options for a built-in 25 MHz arbitrary waveform generator, 16 digital channels (MSO), as well as serial decoding are also features of the SDS2000X.

Model	SDS2072X/SDS2074X	SDS2102X/SDS2104X	SDS2102X/SDS2104X	SDS2302X/SDS2304X
Bandwidth	70 MHz	100 MHz	200 MHz	300 MHz
Sampling Rate (Max.)	2 GSa/s			
Channels	2 + EXT/4 + EXT			
Memory Depth (Max.)	140 Mpts (Single-Channel), 70 Mpts (Dual-Channel)			
Waveform Capture Rate (Max.)	140,000 Wfm/s (normal mode), 500,000 (sequence mode)			
Trigger Type	Edge, Slope, Pulse width, Window, Runt, Interval, Dropout, Pattern, Video			
Serial Trigger	IIC, SPI, UART/RS232, CAN, LIN			
Decoder Type (Optional)	IIC, SPI, UART/RS232, CAN, LIN			
16 Digital Channels (MSO Option)	Maximum waveform capture rate up to 500 MSa/s, Record length up to 140 Mpts/CH			
Waveform Generator (Optional)	Single channel, Max. frequency up to 25MHz, 125MSa/s sampling rate, 16Kpts wave length			
I/O	USB Host, USB Device, LAN, Pass/Fail, Trigger Out, GPIB (Optional)			
Probe (Std)	PB470 70MHz 1 pcs for each channel	PP510 100MHz 1 pcs for each channel	SP2030A 300MHz 1 pcs for each channel	SP2030A 300MHz 1 pcs for each channel
Display	8 inch TFT LCD (800x480)			



Automation



Sensors

Industrial  
ComputersData  
AcquisitionTest & Measurement  
EquipmentNorth  
AmericaCentral and South  
America

# SDS1000X / SDS1000X+ SERIES



SIGLENT's new SDS1000X/SDS1000X+ Series Super Phosphor Oscilloscopes are available in two bandwidths, 100 MHz and 200 MHz, have a sampling rate of 1 GSa/s and a standard record length of 14 Mpts. The most commonly used functions can be accessed with its user-friendly one-button design.

The SDS1000X/SDS1000X+ series employs a new generation of SPO technology. With its excellent signal fidelity, background noise is lower than similar products in the industry. It has a minimum vertical input range of 500 uV/div, an innovative digital trigger system with high sensitivity and low jitter, and a waveform capture rate of 60,000 frames/sec. It also employs not only the common 256-level intensity grading display function but also a color temperature display mode not found in other models in this class. Siglent's new oscilloscopes offering supports multiple powerful triggering modes including serial bus triggering and decoding. History waveform recording and sequential triggering allow for extended waveform records to be captured, stored, and analyzed. SDS1000X+ adds an integrated 25 MHz arbitrary waveform generator (standard), option for 16 digital channels. The features and high-performance of the SDS1000X/SDS1000X+ oscilloscopes cannot be matched at any product at this price.

Model	Bandwidth	Channels	Real time sampling rate	Capture rate	Memory depth
SDS1102X	100 MHz	2 + EXT	1 GSa / s	60,000 wfm / s	14 Mpts
SDS1102X+		2+EXT (16 digital available)			
SDS1202X	200 MHz	2 + EXT			
SDS1202X+		2+EXT (16 digital available)			

# SDS1000X-E Series



SIGLENT's new SDS1000X-E Series Super Phosphor Oscilloscope is available in 100 and 200 MHz bandwidths and 2 or 4 analog channels. It has a maximum sample rate of 1 GSa/s and a standard record length of 14 Mpts. For ease-of-use, the most commonly used functions can be accessed with its user-friendly front panel design. The SDS1000X-E series employs a new generation of SPO (Super Phosphor Oscilloscope) technology that provides excellent signal fidelity and performance. The system noise is also lower than similar products in the industry. It comes with a minimum vertical input range of 500 uV/div, an innovative digital trigger system with high sensitivity and low jitter, and a waveform capture rate of 400,000 frames/ sec (sequence mode).

Model	Bandwidth	Channels	Real time sampling rate	Capture rate	Memory depth
SDS1204X-E	200 MHz	4	1 GSa / s	100000 wfm/s (Normal Mode) 400000 wfm/s (Sequence mode)	7 Mpts/CH (non-interleaved)
SDS1104X-E	100 MHz				14 Mpts/CH (interleaved)
SDS1202X-E	200 MHz	2 + EXT			14 Mpts



Automation



Sensors



Industrial Computers



Data Acquisition



Test &amp; Measurement Equipment



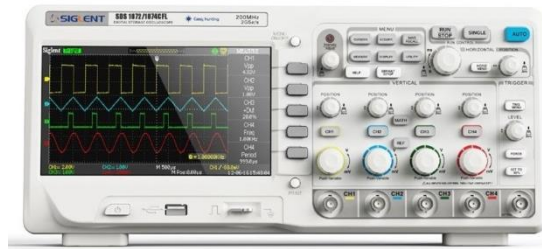
North America



Central and South America

# Digital Storage Oscilloscope

## SDS1000CFL Series



Siglent's SDS1000CFL family of scopes offer faster sampling rates and higher bandwidths than other Siglent SDS1000 families of scopes. The CFL's provide up to four channels with an external trigger input channel and bandwidths up to 300 MHz. With a set of separate vertical controls for each input channel, you don't need to worry about accidentally modifying the wrong trace. No more switching between channels as found in some other 2 and 4 channel oscilloscopes. Powerful triggering and analysis capabilities make it easy to capture and analyze waveforms, greatly improving the test efficiency.

Model	Bandwidth	Channels	Real time sampling rate	Capture rate	Memory depth
SDS1302CFL	300 MHz	2	2 GSa/s (half channel) 1 GSa/s (each channel)	-	24 kpts (half channel) 12 Kpts (each channel)
SDS1304CFL		4		-	
SDS1202CFL	200 MHz	2		-	
SDS1204CFL		4		-	
SDS1102CFL	100 MHz	2		-	
SDS1104CFL		4		-	
SDS1072CFL	70 MHz	2		-	
SDS1074CFL		4		-	



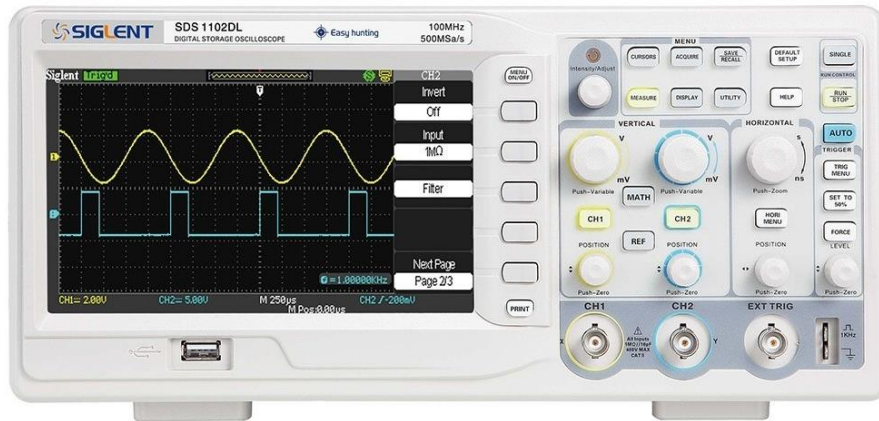
Automation



Sensors

Industrial  
ComputersData  
AcquisitionTest & Measurement  
EquipmentNorth  
AmericaCentral and South  
America

# Serie SDS1000DL+/SDS1000CML+



The SIGLENT SDS1000DL+ series is a dual-channel 50 MHz model. It includes a 30 kpts memory depth that helps to ensure accurate waveform resolution and to capture long signal lengths. With its 7-inch TFT-LCD (800\*480) screen, there is adequate screen space to help better see and analyze waveform details. Along with a 500 MSa/s sampling rate, the SDS1000DL+ supports 32 parameters measurements and common mathematical operations to speed up complex / repetitive measurements.

SDS1000CML+ series is a dual-channel universal digital oscilloscope, available in 70, 100, and 150 MHz bandwidth models. It includes a 2 Mpts memory depth that helps to ensure accurate waveform resolution and to capture longer signal lengths. With its 7-inch TFT-LCD (800\*480) screen, there is adequate screen space to help better see and analyze waveform details. Along with a 1 GSa/s sampling rate, the SDS1000CML+ supports 32 parameters measurements and common mathematical operations to speed up complex / repetitive measurements.

Model	Bandwidth	Channels	Real time sampling rate	Capture rate	Memory depth
SDS1052DL+	50 MHz	2 + EXT	500 MSa /	-	32 kpts
SDS1152CML+	150 MHz		1 GSa / s		2 Mpts
SDS1102CML+	100 MHz				
SDS1072CML+	70 MHz				



Automation



Sensors

Industrial  
ComputersData  
AcquisitionTest & Measurement  
EquipmentNorth  
AmericaCentral and South  
America

# Pulse/Arbitrary Waveform Generator

## SDG6000X Series



SIGLENT's SDG6000X is a series of dual-channel Pulse/ Arbitrary Waveform Generators that feature up to 500 MHz bandwidth, a maximum sample rate of 2.4 GSa/s and 16-bit vertical resolution. They also include proprietary TrueArb & EasyPulse technology that help to solve the weaknesses inherent in traditional DDS generators when generating arbitrary, square and pulse waveforms. In addition, the SDG6000X is a multi-function device which can generate Noise, IQ signals and PRBS patterns. These features enable the SDG6000X to provide a variety of high fidelity and low jitter signals, meeting the growing requirements of complex and intensive applications.

Model	Max Output Frequency	Max Sampling Rate	Vertical Resolution	Waveform Length	Channels
SDG6022X	200 MHz	2.4 GSa / s	16 bits	20 Mpts	2
SDG6032X	350 MHz				
SDG6052X	500 MHz				



Automation




Sensors

Industrial  
ComputersData  
AcquisitionTest & Measurement  
EquipmentNorth  
AmericaCentral and South  
America

# Function/Arbitrary Waveform Generator

## SDG5000 Series



SIGLENT's SDG5000 is a series of dual-channel Pulse/ Arbitrary Waveform Generators that feature up to 160 MHz bandwidth, a maximum sample rate of 500 MSa/s and 14-bit vertical resolution. They also include proprietary EasyPulse technology for improved pulsed waveforms. In addition, the SDG5000 also has independently isolated outputs that can be floated up to 42 Vpk from chassis ground. These features enable the SDG5000 to provide a variety of high fidelity and low jitter signals, meeting the growing requirements of complex and intensive applications.

Model	Max Output Frequency	Max Sampling Rate	Vertical Resolution	Waveform Length	Channels
SDG5162	160 MHz	500 MSa / s	14 bits	CH1: 16 kpts, CH2: 512 kpts	2
SDG5122	120 MHz				
SDG508	80 MHz				

## SDG2000X Series



SIGLENT's SDG2000X is a series of dual-channel function/arbitrary waveform generators with specifications of up to 120 MHz maximum bandwidth, 1.2 GSa/s sampling rate and 16-bit vertical resolution. The proprietary TrueArb & EasyPulse techniques help to solve the weaknesses inherent in traditional DDS generators when generating arbitrary, square and pulse waveforms. With advantages above, SDG2000X can provide users with a variety of high fidelity and low jitter signals, which can meet the growing requirements of complex and extensive applications.

Model	Max Output Frequency	Max Sampling Rate	Vertical Resolution	Waveform Length	Channels
SDG2122X	120 MHz	1.2 GSa / s	16 bits	8 pts a 8 Mpts	2
SDG2082X	80 MHz				
SDG2042X	40 MHz				



Automation



Sensors

Industrial  
ComputersData  
AcquisitionTest & Measurement  
EquipmentNorth  
AmericaCentral and South  
America



## SDG1000 Series



The SDG1000 series of high-performance function/arbitrary waveform generators use direct digital synthesis (DDS) technology and can generate accurate, stable, clean and low distortion output signals. It provides fast rising and falling edge square waves up to 25 MHz. The SDG1000 series provides a user-friendly graphical interface that can help you complete tasks faster and greatly improve your work efficiency. It has dual-channel output and each channel can output waveforms up to 50MHz (Sine Wave).

Model	Max Output Frequency	Max Sampling Rate	Vertical Resolution	Waveform Length	Channels
SDG1050	50 MHz	125 MSa / s	14 bits	16 kpts	2
SDG1025	25 MHz				
SDG1010	10 MHz				

## SDG1000X Series



SIGLENT's SDG1000X is a series of dual-channel function/arbitrary waveform generators with specifications that include up to 60 MHz maximum bandwidth, 150 MSa/s sampling rate and 14-bit vertical resolution. The proprietary EasyPulse technique helps to solve the weaknesses inherent in traditional DDS generators when generating pulse waveforms, and the special square generator is capable of generating square waveforms up to 60 MHz in frequency with low jitter. With these advantages, the SDG1000X can provide users with a variety of high fidelity / low jitter signals while meeting the growing requirements of a wide range of complex and varied applications.

Model	Max Output Frequency	Max Sampling Rate	Vertical Resolution	Waveform Length	Channels
SDG1050	50 MHz	125 MSa / s	14 bits	16 kpts	2
SDG1025	25 MHz				
SDG1010	10 MHz				



Automation



Sensors

Industrial  
ComputersData  
AcquisitionTest & Measurement  
EquipmentNorth  
AmericaCentral and South  
America

# SDG800 Series



The SDG800 series function/arbitrary waveform generator family outputs waveform functions up to up to 5 MHz (pulse), 10 MHz (square), 30 MHz (sine) and has a sampling rate of 125 MSa/s. They are powered with SIGLENT's EasyPulse technology which produces low jitter, fast rising/falling edges without being affected by frequency, even at low duty cycle settings, allowing the user a wide range of pulse widths and transition times. This results in a much more versatile generator than other similar DDS designs.

Modelo	Frecuencia de salida máxima	Frecuencia máxima de muestreo	Resolución vertical	Longitud de forma de onda	Canales
SDG830	30 MHz	125 MSa / s	14 bits	16 kpts	1
SDG810	10 MHz				
SDG805	5 MHz				



Automation



Sensors



Industrial  
Computers



Data  
Acquisition



Test & Measurement  
Equipment




North  
America



Central and South  
America

# Programmable Linear DC Power Supply

## SPD3303X Series



Siglent's SPD3000X Series Programmable Linear DC Power Supply has a 4.3 inch TFT-LCD display, supports Remote Programming and has a Real Time Wave Display. The '3000X family has three isolated outputs; two adjustable channels and one selectable channel from 2.5 V, 3.3 V, and 5 V. It also has output short and overload protection and can be used in production and development.

Model	Channel Output	Display	Resolution	Setting Accuracy	Readback Accuracy
SPD3303X	CH1: Voltage 0 to 32 V Current 0 to 3.2 A CH2: Voltage 0 to 32 V, Current 0 to 3.2 A	4.3" color TFT-LCD 5 digit voltage display 4 digit current display	1 mV, 1 mA	Voltage $\pm$ (0.5% of reading + 2 digits) Current: $\pm$ (0.5% of reading + 2 digits)	Voltage: $\pm$ (0.5% of reading+2 digits) Current: $\pm$ (0.5% of reading + 2 digits)
SPD3303X-E	CH3: Voltage 2.5/3.3/5.0 V, Current 3.2 A	4.3" color TFT-LCD 4 digit voltage display 3 digit current display	10 mV, 10 mA		

## SPD1000X Series



SPD1168X Programmable Linear DC Power Supply has a 2.8 inch TFT-LCD display, features remote computer control capability, and real time wave display. This single output design is focused on delivering high performance and ease-of-use in a small package. The SPD1168 features a high precision programmable output capable of delivering up to 16 V/8 A and also includes a 4-wire sense function for more accurate voltage sourcing, especially for long leads or high resistance connections. There are additional output short and overload protect functions to assist in production and development applications.

Model	Channel Output	Display	Resolution	Setting Accuracy	Readback Accuracy
SPD1168X	Output Voltage: 0 to 16 V Output Current: 0 to 8 A	2.8 inch true color TFT-LCD 5 digit voltage/4 digit current	1 mV / 1 mA	Voltage: $\pm$ (0.03% of reading+10 mV) Current: $\pm$ (0.3% of reading+10 mA)	Voltage: $\pm$ (0.03% of reading+10 mV) Current: $\pm$ (0.3% of reading+10 mA)



Automation



Sensors

Industrial  
ComputersData  
AcquisitionTest & Measurement  
EquipmentNorth  
AmericaCentral and South  
America

# SPD3303C Series



The SPD3303C is a LED display screen programmable linear DC power supply that is both lightweight and feature-packed. It has three independent outputs: two sets of adjustable voltage / current and a fixed set of selectable voltages; 2.5, 3.3, and 5 V. In addition, the '3303C has outputs that are short-circuit and overload protected. Total power is 220 W. It has three available operation modes; independent, series and parallel modes. The SPD3300C has a high performance-to-price ratio and can be used in various types of production, education and research environments.

Model	Channel Output	Display	Resolution	Setting Accuracy	Readback Accuracy
SPD3303C	CH1: Voltage 0 to 32 V Current 0 to 3.2 A CH2: Voltage 0 to 32 V Current 0 to 3.2 A CH3: Voltage 2.5/3.3/5.0 V Current 3.2 A	LED display: 4 digit voltage display, 3 digit current display	10 mV, 10 mA	Voltage: $\pm (0.5\% \text{ of reading} + 2 \text{ digits})$ Current: $\pm (0.5\% \text{ of reading} + 2 \text{ digits})$	Voltage: $\pm (0.5\% \text{ of reading} + 2 \text{ digits})$ Current: $\pm (0.5\% \text{ of reading} + 2 \text{ digits})$



Automation



Sensors

Industrial  
ComputersData  
AcquisitionTest & Measurement  
EquipmentNorth  
AmericaCentral and South  
America

# Digital Multimeter SDM3065X Series



The SDM3065X / SDM3065X-SC is a 6 ½ digit DMM(digital multimeter with 2,200,000 counts) incorporating a dual –display. The SDM3065X series is especially well-suited for the needs of high-accuracy and high-precision applications measurement.

Model	Reading Resolution	DC Voltage Accuracy in a Year	DC Voltage Measurement Range	AC Voltage Measurement Range	DC Current Measurement Range	Scanner Card
SDM3065X	6 1/2	0.0035% of reading + 0.0006% of range	200 mV-1000 V	200 mV-750 V	200 $\mu$ A-10 A	No
SDM3065X-SC						Yes

## SDM3055 Series



The SDM3055 / SDM3055-SC is a digital multimeter designed with 5 ½ digits readings resolution and dual-display, especially fitting to the needs of high-precision, multifunction and automatic measurement.

Model	Reading Resolution	DC Voltage Accuracy in a Year	DC Voltage Measurement Range	AC Voltage Measurement Range	DC Current Measurement Range	Scanner Card
SDM3055	5 1/2	0.015% of reading + 0.003% of range	200 mV - 1000 V	200 mV - 750 V	200 $\mu$ A - 10 A	No
SDM3055-SC						Yes

## SDM3045X Series



SDM3045X is a 4½ digit digital (60000 count) multimeter incorporating a dual-display and is especially well suited for the needs of high-precision, multifunction and automatic measurement.

Model	Reading Resolution	DC Voltage Accuracy in a Year	DC Voltage Measurement Range	AC Voltage Measurement Range	DC Current Measurement Range	Scanner Card
SDM3045X	4 1/2	0.01% of reading + 6 counts	600 mV-1000 V	600 mV -750 V	600 $\mu$ A -10 A	-



Automation



Sensors

Industrial  
ComputersData  
AcquisitionTest & Measurement  
EquipmentNorth  
AmericaCentral and South  
America

# Spectrum Analyzer SSA3000X Series



Siglent's SSA3000X family of spectrum analyzers offer a frequency range of 9 KHz to 2.1/3.2 GHz. With their light weight, small size, and friendly user interface, the SSA3000s present a large, bright easy to read display, powerful and reliable automatic measurements, and plenty of impressive features. Applications include research and development, education, production, maintenance, and pre-compliance testing.

Model	Frequency Range	Resolution Bandwidth (RBW)	Phase Noise	Total Amplitude Accuracy	Display Average Noise Level (DANL)
SSA3021X	9 kHz a 2.1 GHz	1 Hz to 1 MHz, in 1-3-10 sequence	< -98 dBc/Hz @ 1 GHz, 10 kHz offset	± 0.7 dB	-161 dBm/Hz, Normalized to 1 Hz (typ.)
SSA3032X	9 kHz a 3.2 GHz				

# SVA1000X Series



The SIGLENT SVA1000X series spectrum & vector network analyzers are powerful and flexible tools for broadcast and RF device testing. With a wide frequency range from 9 kHz to 1.5 GHz, the analyzer delivers reliable automatic measurements and plenty of features including a tracking generator and multiple modes of operation: the base model is a swept super-heterodyne spectrum analyzer and optional functions include a vector network analyzer (S11, S21 from 10 MHz – 1.5 GHz), a Frequency Domain Reflectometry based distance-to-fault locator, and a modulation analyzer. Applications include broadcast monitoring/evaluation, site surveying, EMI pre-compliance, research and development, education, production and maintenance.

Model	Frequency Range	Resolution Bandwidth (RBW)	Phase Noise	Total Amplitude Accuracy	Display Average Noise Level (DANL)
SVA1015X	9 kHz a 1.5 GHz	1 Hz to 1 MHz, in 1-3-10 sequence	< -99 dBc/Hz @ 1 GHz, 10 kHz offset	≤ 1.2 dB	-156 dBm/Hz, Normalized to 1 Hz (typ.)



Automation



Sensors

Industrial  
ComputersData  
AcquisitionTest & Measurement  
EquipmentNorth  
AmericaCentral and South  
America

# Handheld Oscilloscope SHS1000 Series



Siglent's SHS1000-series handheld digital oscilloscopes take advantage of years of SIGLENT research and development. It adopts many dedicated integrated circuits which allows for a simpler layout, low power consumption and a very small footprint.

Model	Bandwidth	Channels	Real Time Sampling Rate	Multimeter	Isolation Level	Memory Depth
SHS1102	100 MHz	2	1 GSa / s	voltage, current, resistance, etc 8 regular functions	1000 V CAT II, 600 V CAT III	2 Mpts
SHS1062	60 MHz					

## SHS800 Series



The SHS800-series handheld oscilloscopes provide the user with an oscilloscope, multimeter, and recorder (including trends and waveform recorder) functions all in one package. It inherits the SHS1000 series stable performance and high performance along with the flexibility to use on a workbench or in the field.

Model	Bandwidth	Channels	Real Time Sampling Rate	Multimeter	Isolation Level	Memory Depth
SHS820	200 MHz	2	500 MSa / s	voltage, current, resistance, etc, 8 regular functions	None	32 kpts
SHS815	150 MHz		1 GSa / s			2 Mpts
SHS810	100 MHz					
SHS806	60 MHz					



Automation



Sensors

Industrial  
ComputersData  
AcquisitionTest & Measurement  
EquipmentNorth  
AmericaCentral and South  
America

# Probes and Accessories

Type	Picture	Model	Specifications
Passive Probe		PB470	PB470,70 MHz bandwidth
		PP510	PP510,100 MHz bandwidth
		PP215	PP215,200 MHz bandwidth
		PP430	PP430,300 MHz bandwidth 1 X/10 X decay, 1 M/10 Mohm, 300 V/600 V
		PB925	Bandwidth 250 MHz, fixed 10 X decay, the rise time of about 1.2 ns, input capacitance: 16 pF, compensation range: 10 pF-35 pF, input impedance 10 MΩ, length 120 cm, safe voltage levels: CAT II 1000 V, CAT III 600 V
	PB830	Bandwidth 300 MHz, fixed 10 X decay, the rise time of about 1 ns, input capacitance: 16 pF, compensation range: 10 pF-20 pF, input impedance 10 MΩ, length 140 cm, safe voltage levels: CAT II 1000 V, CAT III 600 V	
Current Probe		CP4020	Bandwidth: 100 KHz; Maximum continuous current 20 Arms; Peak current 60 A; Switching ratio: 50 mV/A; 5 mV/A; DC measurement accuracy: 50 mV/A (0.4 A-10 ApK) ± 2%; 5 mV/A (1 A-60 ApK)±2%; 9 V battery-powered
		CP4050	Bandwidth: 1 MHz; Maximum continuous current 50 Arms; Peak current 140 A; Switching ratio: 500 mV/A; 50 mV/A; DC measurement accuracy: 500 mV/A (20 mA-14 ApK) ±3%±20 mA; 50 mV/A (200 mA-100 ApK) ±4%± 200 mA; 50 mV/A (100 A-140 ApK)±15% max; 9 V battery-powered
		CP4070	Bandwidth: 150 KHz; Maximum continuous current 70 Arms; Peak current 200 A; Switching ratio: 50 mV/A; 5 mV/A; DC measurement accuracy: 50 mV/A (0.4 A-10 ApK) ±2%, 5 mV/A (1 A-200 ApK)±2%;9 V battery-powered
		CP4070A	Bandwidth: 300 KHz; Maximum continuous current 70 Arms; Peak current 200 A; Switching ratio : 100 mV/A;10 mV/A; DC measurement accuracy : 100 mV/A(50 mA-10 ApK) ±3%±50 mA; 10 mV/A (500 mA-40 ApK) ±4%±50 mA; 10 mV/A (40 A-200 ApK) ±15% max; 9 V battery-powered
		CP5030	Bandwidth: 50 MHz; Maximum continuous current 30 Arms; Peak current 50 A; Switching ratio: 100 mV/A; 1 V/A; AC/DC measurement accuracy: 1 A(±1%±1 mA); 100 mV/A(±1%±10 mA); Standard DC12 V/1.2 A power adapter












Automation



Sensors

Industrial  
ComputersData  
AcquisitionTest & Measurement  
EquipmentNorth  
AmericaCentral and South  
America



Type	Picture	Model	Specifications
		CP5030A	Bandwidth: 100 MHz; Maximum continuous current 30 Arms; Peak current 50 A; Switching ratio: 100 mV/A; 1 V/A; AC/DC measurement accuracy: 1 A ( $\pm 1\% \pm 1$ mA); 100 mV/A ( $\pm 1\% \pm 10$ mA); Standard DC 12 V/1.2 A power adapter
		CP5150	Bandwidth: 12 MHz; Maximum continuous current 150 Arms; Peak current 300 A; Switching ratio: 100 mV/A; 1 V/A; AC/DC measurement accuracy: 100 mV/A ( $\pm 1\% \pm 1$ mA); 10 mV/A ( $\pm 1\% \pm 10$ mA); Standard DC 12 V/1.2 A power adapter
		CP5500	Bandwidth: 5 MHz; Maximum continuous current 500 Arms; Peak current 750 A; Switching ratio: 100 mV/A; 10 mV/A; AC/DC measurement accuracy: 100 mV/A ( $\pm 1\% \pm 1$ mA); 10 mV/A ( $\pm 1\% \pm 10$ mA); Standard DC 12 V/1.2 A power adapter
High Voltage Differential Probe		DPB4080	Bandwidth: 50 MHz; Maximum input differential voltage 800 V (DC + Peak AC); Range selection (attenuation ratio): 10 X/100 X; Accuracy: $\pm 1\%$ ; Standard DC 9 V/1 A power adapter
		DPB5150	Bandwidth: 70 MHz; Maximum input differential voltage 1500 V (DC + Peak AC); Range selection (attenuation ratio): 50 X/500 X; Accuracy: $\pm 2\%$ ; Standard 5 V/1 A USB power adapter
		DPB5150A	Bandwidth: 100 MHz; Maximum input differential voltage 1500 V (DC + Peak AC); Range selection (attenuation ratio): 50 X/500 X; Accuracy: $\pm 2\%$ ; Standard 5 V/1 A USB power adapter
		DPB5700	Bandwidth: 70 MHz; Maximum input differential voltage 7000 V (DC + Peak AC); Range selection (attenuation ratio): 100 X/1000 X; Accuracy: $\pm 2\%$ ; Standard 5 V/1 A USB power adapter
		DPB5700A	Bandwidth: 100 MHz; Maximum input differential voltage 7000 V (DC + Peak AC); Range selection (attenuation ratio): 100 X/1000 X; Accuracy: $\pm 2\%$ ; Standard 5 V/1 A USB power adapter
High Voltage Prob		HPB4010	Bandwidth: 40 MHz; Maximum measurement voltage DC: 10 KV; AC(rms): 7 KV (sine); AC (Vpp): 20 KV (Pulse); attenuation ratio 1:1000; Accuracy: $\leq 3\%$



Automation



Sensors



Industrial Computers



Data Acquisition











Test & Measurement Equipment



North America



Central and South America

Type	Picture	Model	Specifications
Logic Probe		SPL1016	Logic Probe for SDS1000X+ series, 16-channel, 500 MSa/s
		SPL2016	Logic Probe for SDS2000X series, 16-channel, 500 MSa/s
Near-Field Probe		SRF5030	Near Field Probe: H field probe sets (25 mm, 10 mm, 5 mm, 2mm), 30 MHz~3.0 GHz; distinguished within 10 cm range of the magnetic field; for EMI radiation interference and the intensity detector
		SRF5030-T	Near Field Probe: H field probe sets (20 mm, 10 mm, 5 mm), E field probe (5 mm), 300 kHz~3.0 GHz; distinguished within 10 cm range of the magnetic field; for EMI radiation interference and the intensity detector
Isolated Front End		ISFE	Realize isolation among ordinary oscilloscope channels, isolation between the measured signal and ground, use USB 5 V power supply, plug and play, the maximum input voltage of up to $\pm 600$ Vpk
GPIB		USB-GPIB Adapter	The USB Device interface extends into the GPIB interface, USB-GPIB adapter can more easily complete the task of the operation command through the GPIB, USB follow the USB2.0 specification, GPIB follow the IEEE488.2 standard
Demo Board		STB-3 Test Board	Output signals include square waves, sine, AM, pulse, PWM, fast edge, I2C, CAN, LIN signal etc
Deskew Fixture		DF2001A	Supporting power analysis software for calibration phase voltage and current probes generated during transmission



Automation



Sensors



Industrial Computers



Data Acquisition



Test & Measurement Equipment



North America



Central and South America

Tipo	Imagen	Modelo	Especificaciones
Cable		N-BNC-2L	N-BNC cable for SSA3000X Series; 2 GHz bandwidth
		N-N-6L	N-N cable for SSA3000X Series; 6 GHz bandwidth
		N-SMA-6L	N-SMA cable for SSA3000X Series; 6 GHz bandwidth
Reflection Bridge		RBSSA3X20	VSWR Bridge Kit for SSA3000X Series: Including Refl-SSA3000X (Software) VSWR Bridge (1 MHz ~ 2 GHz) N(M)-N(M) adapter (2 pcs)
SSA3000X Utility Kit		UKitSSA3X	Utility Kit for SSA3000X Series: N (M) -SMA (M) cable, N (M) -N (M) cable, N (M) -BNC (F) adaptor (2 pcs), N (M) -SMA (F) adaptor (2 pcs), 10 dB attenuator;
Logic Analyzer		SLA1016	16 logic analyzer hardware module, suitable for SDS1000X-E 4 channel series oscilloscope.
WIFI Adapter		TL_WN725N	usb-wifi adapter, suitable for SDS1000X-E 4 channel series oscilloscope
USB AWG Module		SAG1021	Output Sine, Square, Ramp, pulse, Noise, DC and 45 built-in waveforms. The arbitrary waveforms can be accessed and edited by the EasyWave PC software
Rack Mount		SDS1X-E-RMK	The height is 4U, suitable for SDS1000X-E oscilloscope



Automation



Sensors



Industrial Computers



Data Acquisition



Test & Measurement Equipment



North America



Central and South America



**Automation**



**Sensors**



**Industrial  
Computers**



**Data  
Acquisition**



**Test & Measurement  
Equipment**



**North  
America**



**Central and South  
America**